














Brilliant Living **2016/2017**

INTRODUCTION

- | | | |
|----|-------------------|---|
| 03 | CONTENT |  |
| 04 | INNOVATION IN LED |  |

BRILLIANT CONCEPTS

- | | | |
|-----|------------------|---|
| 08 | SOFTLINE |  |
| 33 | BRILLIANT LIVING |  |
| 107 | BRILLIANCE |  |
| 141 | WOOD |  |
| 163 | GLASS |  |
| 170 | NEO RETRO |  |
| 188 | INDUSTRIAL |  |
| 206 | SPOTS |  |
| 228 | ESSENTIAL |  |
| 254 | EASYDIM BULBS |  |
| 259 | TERMS / INDEX |  |




HELLIGKEIT LEICHT ÜBER DEN LICHTSCHALTER STEUERN

- Stufenlos dimmbar für ein individuelles Lichtambiente
- Kein extra Dimmer-Schalter benötigt
- Dimmt langsam auf ca. 10% Leuchtkraft herunter



SEHEN SIE SICH DAS VIDEO AN:






EASILY DIM LIGHTS WITH YOUR LIGHTSWITCH

- infinitely dimmable for an individual lighting ambience
- no extra dim switch required
- dims down to about 10% luminosity



WATCH THE VIDEO HERE:






RÉGLER LA LUMINOSITÉ FACILEMENT AVEC L'INTERRUPTEUR

- La lumière se tamise en douceur pour un éclairage personnalisé
- Pas besoin d'installer de variateur de lumière
- L'intensité de l'éclairage se tamise lentement jusqu'à 10 %



REGARDEZ LA VIDÉO:






REGOLARE FACILMENTE LA LUMINOSITÀ MEDIANTE L'INTERRUTTORE DELLA LUCE

- Dimmerabile in maniera continua per un ambiente luminoso personalizzato
- Non è necessario un ulteriore interruttore dimmer
- Lenta diminuzione dell'intensità luminosa a ca. 10%



GUARDATE IL VIDEO:





SOFTLINE



SOFTLINE LED PANELS

LED Pannelleuchten sind eine hervorragende Wahl für Ihre Wohnraumbeleuchtung

Mit einem umfangreichen Sortiment sind sie für jeden Raum geeignet.

Merkmale und Vorteile von LED Pannelleuchten:

- ▶ Kombinierbar mit Easydim und weiteren intelligenten Technologien
- ▶ Sehr flache Module, nur 7mm dick
- ▶ Modernes Design
- ▶ Gleichmäßige Lichtverteilung
- ▶ Geringe Wärmeentwicklung
- ▶ Geringer Stromverbrauch
- ▶ Lange Lebensdauer



SOFTLINE LED PANELS

LED panel lights are a superb choice for your home lighting.

They are suitable for any room with their extensive range.

LED panel light features and advantages:

- ▶ Can be combined with Easydim and other smart technologies
- ▶ Very flat module, just 7 mm thick
- ▶ Modern design
- ▶ Even light distribution
- ▶ Low heat build-up
- ▶ Low power consumption
- ▶ Long lifetime



SOFTLINE LED PANELS

Les panneaux lumineux à LED représentent un excellent choix pour l'éclairage de votre logement

Grâce à une gamme complète, ils sont adaptés à chaque espace.

Caractéristiques et avantages des panneaux lumineux à LED:

- ▶ Peuvent être combinés à Easydim et d'autres technologies intelligentes
- ▶ Module très plat, seulement 7 mm d'épaisseur
- ▶ Design moderne
- ▶ Répartition homogène de la lumière
- ▶ Faible production thermique
- ▶ Faible consommation d'électricité
- ▶ Longue durée de vie



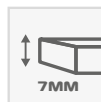
PANNELLI A LED SOFTLINE

Le lampade a pannelli LED sono una scelta eccezionale per l'illuminazione del vostro ambiente abitativo.

Con un assortimento completo sono perfette per ogni stanza.

Caratteristiche e vantaggi delle lampade a pannello LED:

- ▶ Combinabili grazie al sistema Easydim e ad altre tecnologie intelligenti
- ▶ Moduli molto piatti, spessi solo 7mm
- ▶ Design moderno
- ▶ Distribuzione uniforme della luce
- ▶ Bassa produzione di calore
- ▶ Basso consumo di corrente
- ▶ Lunga durata



Pluto

satin nickel
aluminium / acrylic

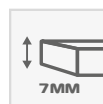
1. G30558/13

‡ 1820mm ↔ 320mm
→ 260mm ø
LED integr., 1 x 10W ☒
1 x 1500 lm, 3000 K

1

1500
LUMEN






1-5



1-2



1-2

Pluto

satin nickel
aluminium / acrylic

1. G30586/13

↑ 105mm ↔ 780mm
→ 350mm Ø
LED integr., 6 x 5W ☒
6 x 500 lm, 3000 K



3000
LUMEN

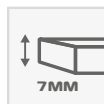
2. G30596/13

↑ 105mm ↔
→ Ø 600mm
LED integr., 6 x 5W ☒
6 x 500 lm, 3000 K



3000
LUMEN





1 - 6



1 - 6



4 - 6



1 - 6

Pluto

satin nickel
aluminium / acrylic

1. G30510/13

↑ 145mm ↔ 110mm
→ 145mm ø
LED integr., 1 x 5W ✓
1 x 500 lm, 3000 K

500
LUMEN




1500
LUMEN

2. G30534/13

↑ 150mm ↔
→ ø 220mm
LED integr., 3 x 5W ✓
3 x 500 lm, 3000 K

1000
LUMEN



2000
LUMEN



3. G30513/13

↑ 175 mm ↔ 315mm
→ 110 mm ø
LED integr., 2 x 5W ✓
2 x 500 lm, 3000 K

4. G30535/13

↑ 175mm ↔
→ ø 280mm
LED integr., 4 x 5W ✓
4 x 500 lm, 3000 K

5



2000
LUMEN



5. G30532/13

↑ 180mm ↔ 795mm
→ 110mm ø
LED integr., 4 x 5W ✓
4 x 500 lm, 3000 K

6



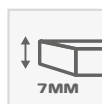
3000
LUMEN



6. G30506/13

↑ 200mm ↔ 1500mm
→ 110mm ø
LED integr., 6 x 5W ✓
6 x 500 lm, 3000 K






1 - 5



1 - 5



4 - 5



1 - 5

Pluto

chrome
aluminium / acrylic

1. G30510/15

‡ 145mm ↔ 110mm
→ 145mm Ø
LED integr., 1 x 5W ☒
1 x 500 lm, 3000 K

500
LUMEN



2

1500
LUMEN



2. G30534/15

‡ 150mm ↔
→ Ø 220mm
LED integr., 3 x 5W ☒
3 x 500 lm, 3000 K

3

1000
LUMEN



3. G30513/15

‡ 175mm ↔ 315mm
→ 110mm Ø
LED integr., 2 x 5W ☒
2 x 500 lm, 3000 K

4

2000
LUMEN



4. G30532/15

‡ 180mm ↔ 795mm
→ 110mm Ø
LED integr., 4 x 5W ☒
4 x 500 lm, 3000 K



5. G30506/15

‡ 200mm ↔ 1500mm
→ 110mm Ø
LED integr., 6 x 5W ☒
6 x 500 lm, 3000 K

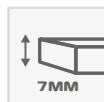


3000
LUMEN



7mm






1-6



1-6



1-3



1-6

Uranus

satin nickel
aluminium / acrylic

1. G33810/13

↑ 145mm ↔ 110mm
→ 145mm Ø
LED integr., 1 x 5W ✓
1 x 500 lm, 3000 K



2. G33813/13

↑ 175mm ↔ 315mm
→ 110mm Ø
LED integr., 2 x 5W ✓
2 x 500 lm, 3000 K



3. G33816/13

↑ 175mm ↔ 550mm
→ 110mm Ø
LED integr., 3 x 5W ✓
3 x 500 lm, 3000 K



4. G33835/13

↑ 175mm ↔ 300mm
→ 300mm Ø
LED integr., 4 x 5W ✓
4 x 500 lm, 3000 K



5. G33832/13

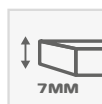
↑ 180mm ↔ 795mm
→ 120mm Ø
LED integr., 4 x 5W ✓
4 x 500 lm, 3000 K



6. G33806/13

↑ 200mm ↔ 1500mm
→ 110mm Ø
LED integr., 6 x 5W ✓
6 x 500 lm, 3000 K






1-5



1-5



4-5



1-5

Uranus

chrome
aluminium / acrylic

1. G33810/15

↑ 145mm ↔ 110mm
→ 145mm Ø
LED integr., 1 x 5W ☒
1 x 500 lm, 3000 K



2. G33813/15

↑ 175mm ↔ 315mm
→ 110mm Ø
LED integr., 2 x 5W ☒
2 x 500 lm, 3000 K



3. G33816/15

↑ 175mm ↔ 550mm
→ 110mm Ø
LED integr., 3 x 5W ☒
3 x 500 lm, 3000 K



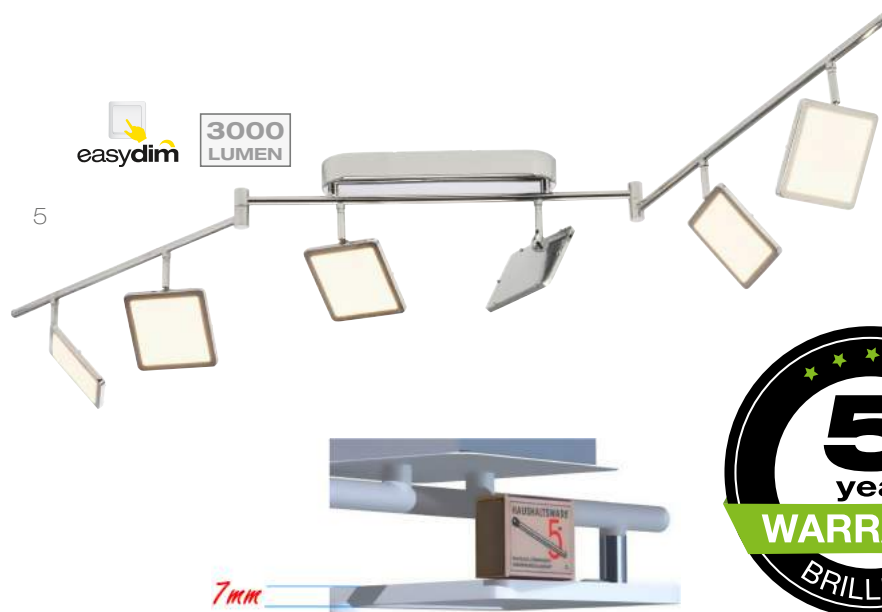
4. G33832/15

↑ 180mm ↔ 795mm
→ 120mm Ø
LED integr., 4 x 5W ☒
4 x 500 lm, 3000 K



5. G33806/15

↑ 200mm ↔ 1500mm
→ 110mm Ø
LED integr., 6 x 5W ☒
6 x 500 lm, 3000 K






1 - 4



1 - 4



4

Magellan

chrome / white
aluminium / acrylic

1. G29091/15

† 35mm ↔ 110mm
 → 110mm Ø
 LED integr., 1 x 5W
 1 x 500 lm, 3000 K


500
LUMEN

2. G29092/15

† 40mm ↔ 280mm
 → 110mm Ø
 LED integr., 2 x 5W
 2 x 500 lm, 3000 K


1000
LUMEN

3. G29093/15

† 40mm ↔ 400mm
 → 110mm Ø
 LED integr., 3 x 5W
 3 x 500 lm, 3000 K


1500
LUMEN

4. G29094/15

† 40mm ↔ 300mm
 → 300mm Ø
 LED integr., 4 x 5W
 4 x 500 lm, 3000 K



2000
LUMEN




1-3



1-3



1-3

Neptun

chrome / white
aluminium / acrylic

1. G94487/15

↑ 45mm ↔
→ Ø 300mm
LED integr., 1 x 20W ☒
1 x 2000 lm, 3000 K



2000
LUMEN

2. G94486/15

↑ 45mm ↔ 300mm
→ 300mm Ø
LED integr., 1 x 20W ☒
1 x 2000 lm, 3000 K

2



2000
LUMEN

3. G94485/15

↑ 45mm ↔ 400mm
→ 200mm Ø
LED integr., 1 x 20W ☒
1 x 2000 lm, 3000 K

3



2000
LUMEN





1 - 6



3 - 6

Ceres

satin nickel / white
aluminium / acrylic

1. G94460/13

↑ 40mm ↔
→ ø 250mm
LED integr., 1 x 10W ✓
1 x 1000 lm, 3000 K



1000
LUMEN

2. G94460/05

↑ 40mm ↔
→ ø 250mm
LED integr., 1 x 10W ✓
1 x 1000 lm, 3000 K



1000
LUMEN

3. G94461/13

↑ 40mm ↔
→ ø 350mm
LED integr., 1 x 20W ✓
1 x 2000 lm, 3000 K



2000
LUMEN



4. G94461/05

↑ 40mm ↔
→ ø 350mm
LED integr., 1 x 20W ✓
1 x 2000 lm, 3000 K



2000
LUMEN

5. G94498/13

↑ 40mm ↔
→ ø 450mm
LED integr., 1 x 30W ✓
1 x 3000 lm, 3000 K



3000
LUMEN

6. G94498/05

↑ 40mm ↔
→ ø 450mm
LED integr., 1 x 30W ✓
1 x 3000 lm, 3000 K




3000
LUMEN





1 - 4




3 - 4

Ceres

satin nickel / white
aluminium / acrylic

1. G94462/05


↑ 40mm ↔ 250mm
→ 250mm ø
LED integr., 1 x 10W 
1 x 1000 lm, 3000 K

1




1000
LUMEN

2. G94462/13


↑ 40mm ↔ 250mm
→ 250mm ø
LED integr., 1 x 10W 
1 x 1000 lm, 3000 K

2




1000
LUMEN

3. G94463/05


↑ 40mm ↔ 450mm
→ 450mm ø
LED integr., 1 x 30W 
1 x 3000 lm, 3000 K

3



3000
LUMEN

4. G94463/13

↑ 40mm ↔ 450mm
→ 450mm ø
LED integr., 1 x 30W 
1 x 3000 lm, 3000 K

4




3000
LUMEN





1 - 4




1 - 4


Ceres

satin nickel / white
aluminium / acrylic

1. G94493/13


↑ 40mm ↔ 350mm
→ 350mm ø
LED integr., 1 x 20W 
1 x 2000 lm, 3000 K

1



2000
LUMEN

2. G94493/05


↑ 40mm ↔ 350mm
→ 350mm ø
LED integr., 1 x 20W 
1 x 2000 lm, 3000 K

2



2000
LUMEN

3. G94464/13


↑ 40mm ↔ 450mm
→ 200mm ø
LED integr., 1 x 20W 
1 x 2000 lm, 3000 K

3



2000
LUMEN

4. G94464/05

↑ 40mm ↔ 450mm
→ 200mm ø
LED integr., 1 x 20W 
1 x 2000 lm, 3000 K

4



2000
LUMEN





1-2



1-2



1-2



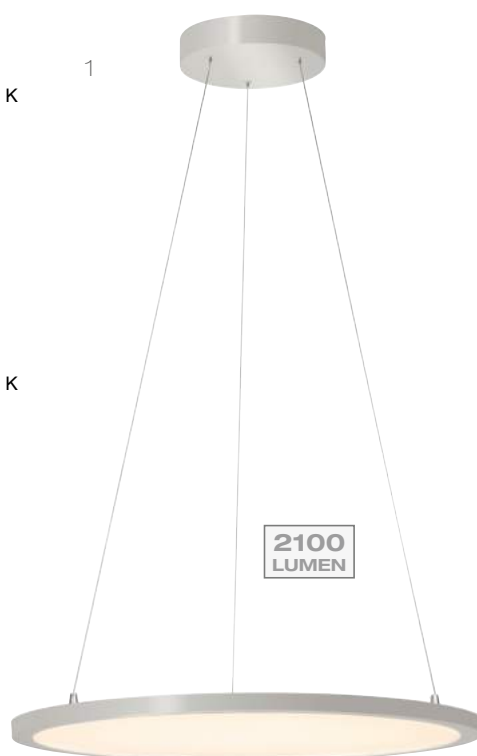
1-2

Smooth

satin nickel / white
metal / acrylic

1. G20870/13

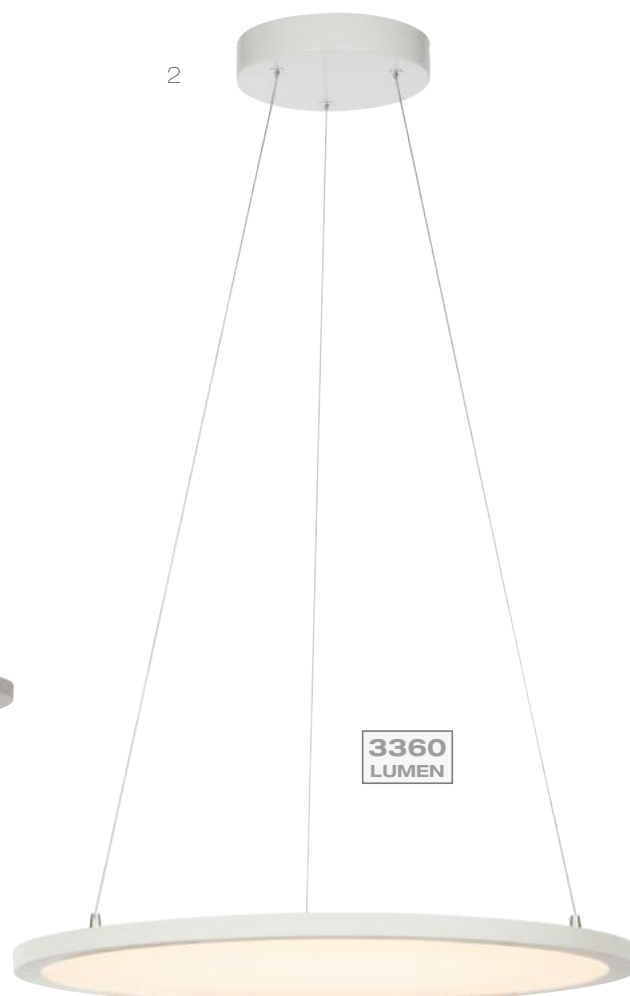
‡ 1200mm ↔
→ ø 400mm
LED integr., 1 x 30W
1 x 2100 lm, 2700-6500 K



only satin nickel

2. G20871/05

‡ 1200mm ↔
→ ø 600mm
LED integr., 1 x 48W
1 x 3360 lm, 2700-6500 K



only white





1-2



1-2



1-2



1-2

Smooth

white
metal / acrylic

1. G20872/05

‡ 1200mm ↔ 900mm
→ 150mm Ø
LED integr., 1 x 30W ☒
1 x 2100 lm, 2700-6500 K

1

2100
LUMEN

2. G20873/05

‡ 1200mm ↔ 1200mm
→ 150mm Ø
LED integr., 1 x 36W ☒
1 x 2520 lm, 2700-6500 K

2

2520
LUMEN




1-2



1-2



1-2



1-2

Smooth

white
metal / acrylic

1. G20882/05

↑ 55mm ↔
→ Ø 500mm
LED integr., 1 x 42W ☒
1 x 3100 lm, 2700-6500 K

1


**3100
LUMEN**

2. G20888/05

↑ 55mm ↔ 900mm
→ 150mm Ø
LED integr., 1 x 30W ☒
1 x 2100 lm, 2700-6500 K

2


**2100
LUMEN**




1-2



1-2



1-2



1-2

satin nickel / white
metal / acrylic

1. G20885/05

↑ 55mm ↔ 400mm
→ 400mm Ø
LED integr., 1 x 30W ☒
1 x 2100 lm, 2700-6500 K

1




**2100
LUMEN**

only white

2. G20886/13

↑ 55mm ↔ 480mm
→ 480mm Ø
LED integr., 1 x 36W ☒
1 x 2520 lm, 2700-6500 K

2



**2520
LUMEN**

only satin nickel





1-3



1-3



1-3



1-3

Smooth

satin nickel / white
metal / acrylic

1. G20880/05

↑ 55mm ↔
→ 300mm
LED integr., 1 x 24W
1 x 1680 lm, 2700-6500 K



1680
LUMEN

only white

2. G20884/13

↑ 55mm ↔ 300mm
→ 300mm
LED integr., 1 x 24W
1 x 1680 lm, 2700-6500 K



1680
LUMEN

only satin nickel

3. G20881/13

↑ 55mm ↔
→ 400mm
LED integr., 1 x 30W
1 x 2100 lm, 2700-6500 K



2100
LUMEN

only satin nickel





1-2



1-2



1-2



1-2

Smooth


satin nickel / white
metal / acrylic

1. G20887/05

↑ 55mm ↔ 600mm
→ 600mm ø
LED integr., 1 x 42W ☒
1 x 3100 lm, 2700-6500 K

1

**XXL
FORMAT
600 MM**



**3100
LUMEN**

only white

2. G20883/13

↑ 55mm ↔
→ ø 600mm
LED integr., 1 x 42W ☒
1 x 3100 lm, 2700-6500 K

2

**XXL
FORMAT
600 MM**



**3100
LUMEN**

only satin nickel





1-3



1-3



1-3



1-3

Flat

aluminium / white
metal / acrylic

1. G94395/05


↑ 55mm ↔ 420mm
→ 420mm ø
LED integr., 1 x 32W
2500 lm, 2700-6500 K,



2500
LUMEN

2. G94396/05

↑ 55mm ↔ 600mm
→ 600mm ø
LED integr., 1 x 42W
3310 lm, 2700-6500 K,



3310
LUMEN

3. G94397/05

↑ 55mm ↔ 1000mm
→ 350mm ø
LED integr., 1 x 60W
5000 lm, 2700-6500 K,



5000
LUMEN





1 - 4



1 - 4



1 - 4

Sense square

chrome
metal / acrylic

1. G19910/15

‡ 100mm ↔ 120mm
→ 135mm Ø
LED integr., 1 x 6W ☒
1 x 350 lm, 3000 K



**350
LUMEN**

2. G19929/15

‡ 100mm ↔ 400mm
→ 135mm Ø
LED integr., 2 x 6W ☒
2 x 365 lm, 3000 K



**730
LUMEN**

3. G19930/15

‡ 100mm ↔ 600mm
→ 135mm Ø
LED integr., 3 x 6W ☒
3 x 350 lm, 3000 K



**1050
LUMEN**

4. G19931/15

‡ 100mm ↔ 800mm
→ 135mm Ø
LED integr., 4 x 6,25W ☒
4 x 335 lm, 3000 K



**1340
LUMEN**





1-3



1-3



1-3

Sense round

satin nickel
metal / acrylic

1. G20010/13

‡ 95mm ↔ 120mm
→ 125mm Ø
LED integr., 1 x 7W ☒
1 x 350 lm, 3000 K



**350
LUMEN**

2. G20030/13

‡ 115mm ↔ 560mm
→ 150mm Ø
LED integr., 3 x 6W ☒
3 x 350 lm, 3000 K

2



**1050
LUMEN**

3. G20031/13

‡ 120mm ↔ 720mm
→ 150mm Ø
LED integr., 4 x 6W ☒
4 x 335 lm, 3000 K

3



**1340
LUMEN**





1-5



1-5

Doors Square

satin nickel
metal / acrylic

1. G16291/13

↑ 180mm ↔ 180mm
→ 100mm ø
LED integr., 1 x 10W ✓
1 x 550 lm, 3000 K



2. G16292/13

↑ 100mm ↔ 430mm
→ 180mm ø
LED integr., 2 x 9W ✓
2 x 515 lm, 3000 K



3. G16295/13

↑ 100mm ↔ 510mm
→ 510mm ø
LED integr., 5 x 9W ✓
5x500 lm, 3000 K,



4. G16293/13

↑ 100mm ↔ 670mm
→ 180mm ø
LED integr., 3 x 9W ✓
3 x 500 lm, 3000 K



5. G16294/13

↑ 100mm ↔ 910mm
→ 180mm ø
LED integr., 4 x 9W ✓
4 x 525 lm, 3000 K





Doors Round

chrome
metal / acrylic

1. G19191/15

↑ 180mm ↔ 180mm
→ 100mm Ø
LED integr., 1 x 10W ✓
1 x 550 lm, 3000 K



2. G19192/15

↑ 100mm ↔ 430mm
→ 180mm Ø
LED integr., 2 x 9W ✓
2 x 515 lm, 3000 K



3. G19195/15

↑ 100mm ↔ 510mm
→ 510mm Ø
LED integr., 5 x 9W ✓
5 x 500 lm, 3000 K



4. G19193/15

↑ 100mm ↔ 670mm
→ 180mm Ø
LED integr., 3 x 9W ✓
3 x 500 lm, 3000 K



5. G19194/15

↑ 100mm ↔ 910mm
→ 180mm Ø
LED integr., 4 x 9W ✓
4 x 525 lm, 3000 K





1 - 4



1 - 4

Samurai

satin nickel
metal / acrylic

1. G15591/13

‡ 60mm ↔ 600mm
→ 160mm ø
LED integr., 1 x 14W ☒
1 x 720 lm, 3000 K



2. G15592/13

‡ 60mm ↔ 920mm
→ 160mm ø
LED integr., 2 x 15W ☒
2 x 750 lm, 3000 K



3. G15593/13

‡ 60mm ↔ 870mm
→ 195mm ø
LED integr., 3 x 15W ☒
3 x 700 lm, 3000 K



4. G15594/13

‡ 60mm ↔ 890mm
→ 270mm ø
LED integr., 4 x 14W ☒
4 x 650 lm, 3000 K





BRILLIANT LIVING



LIVING, das sind moderne und schicke Leuchten für den aufgeschlossenen Menschen, der gleichermaßen Wert auf Stil und Funktion legt.

AUSGEZEICHNET DURCH:

- die Verwirklichung hoher Qualitätsstandards bei Entwicklung und Verarbeitung
- verschiedene Dimmfunktionen ermöglichen individuelle Lichtstimmungen
- natürliches Licht und klare Farben
- verschiedene Ausführungen bieten individuelle Beleuchtungslösungen
- hohe Lichtausbeute und somit gut geeignet für großflächige Räume
- einsetzbar als Grund- und Detailbeleuchtung
- ästhetische Leuchten als dekorative Stilelemente



LIVING has a range of modern, stylish lamps for open-minded people who place an equal emphasis on both style and function.

FEATURES:

- Fulfils high quality standards in development and craftsmanship
- Various dimming functions allow you to set a customised lighting ambience
- Natural light and pure colours
- Various models offer customised lighting solutions
- High luminosity, making them suitable for large spaces
- Can be used as basic lighting or for illuminating details
- Aesthetic lamps as stylish, decorative items



LIVING rassemble des lampes modernes et chics pour les personnes ouvertes d'esprit, qui attachent autant d'importance au style qu'à la praticité.

SE DISTINGUE PAR:

- l'incarnation de normes de qualité élevées en termes de développement et de finitions
- différentes fonctions de gradation permettant de créer des ambiances lumineuses personnalisées
- une lumière naturelle et couleurs claires
- différents modèles pour trouver une solution d'éclairage personnalisée
- une efficacité lumineuse élevée, idéale pour les pièces spacieuses
- utilisable comme éclairage principal ou pour mettre en valeur des détails
- lampes esthétiques et éléments décoratifs tendance



Le lampade LIVING sono lampade moderne e chic, per persone aperte che danno uguale valore allo stile e alla funzionalità.

ECCEZIONALI, GRAZIE A:

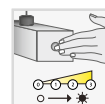
- la realizzazione di elevati standard di qualità nello sviluppo e nella lavorazione
- diverse funzioni di regolazione della luce permettono di creare atmosfere personalizzate
- luce naturale e colori chiari
- diverse versioni offrono soluzioni individuali per l'illuminazione
- alto rendimento luminoso, quindi ben adatte a stanze grandi
- utilizzabili sia come illuminazione generale che di dettagli
- lampade di grande effetto estetico, come elementi decorativi di stile



1-3



2



3

Slide

satin nickel / chrome / white
metal / acrylic

1. G94323/13

↑ 63mm ↔ 1200mm
→ 220mm ∅
LED integr, 21,6W ✓
1 x 1512 lm, 3000 K



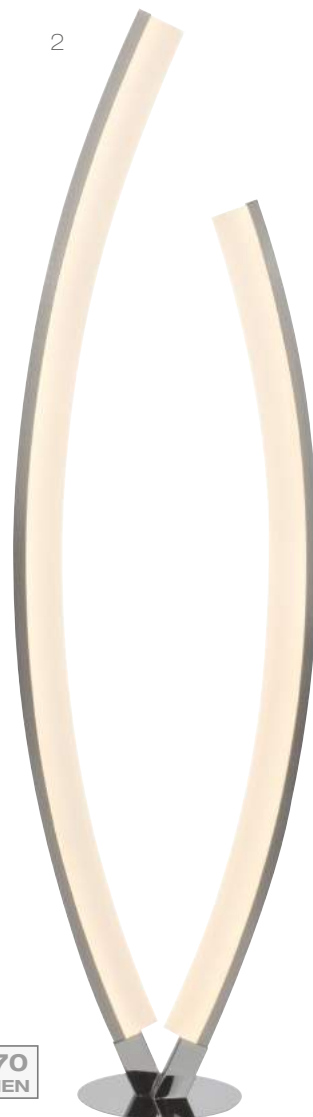
1512
LUMEN



2. G94947/13

↑ 1290mm ↔ 300mm
→ 210mm ∅
LED integr, 1 x 31W ✓
1 x 2170lm, 3000 K

2



2170
LUMEN

3. G94946/13

↑ 405mm ↔ 190mm
→ 150mm ∅
LED integr, 1 x 9,1W ✓
1 x 600 lm, 3000 K

3



600
LUMEN





1-2



1



1

DNA


satin nickel
metal / acrylic

1. G94469/13

↑ 1210mm ↔ 1245mm
→ 130mm ∅
LED integr, 1 x 34,8W ☒
1 x 1910 lm, 3000 K

2. G94468/13

↑ 125mm ↔ 520mm
→ 140mm ∅
LED integr, 1 x 18W ☒
1 x 990lm, 3000 K



1910
LUMEN



990
LUMEN

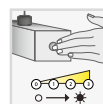




1-2



1



2

DNA

satin nickel
metal / acrylic

1. G94470/13

↑ 164mm ↔ 1245mm
→ 130mm ∅
LED integr, 1 x 34,8W ☒
1 x 1910 lm, 3000 K



1910
LUMEN

2. G94471/13

↑ 1355mm ↔ 175mm
→ 175mm ∅
LED integr, 1 x 36W ☒
1 x 1980lm, 3000 K



1980
LUMEN



LED
incl.

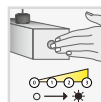
Loop

satin nickel
metal / acrylic

1. G94482/13

↑ 255mm ↔
→ Ø 465mm
LED integr, 1 x 22,6W ☒
1 x 1257 lm, 3000 K





Quasar

satin nickel
metal / acrylic

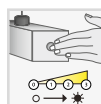
1. G93641/13

↑ 940 - 1720mm ↔ 1000mm
→ 80mm ∅
LED integr, 1 x 24W
1 x 1700 lm, 3000 - 6500K





1-3



1,3



1

Tube

chrome / white
metal / acrylic

1. G61870/05

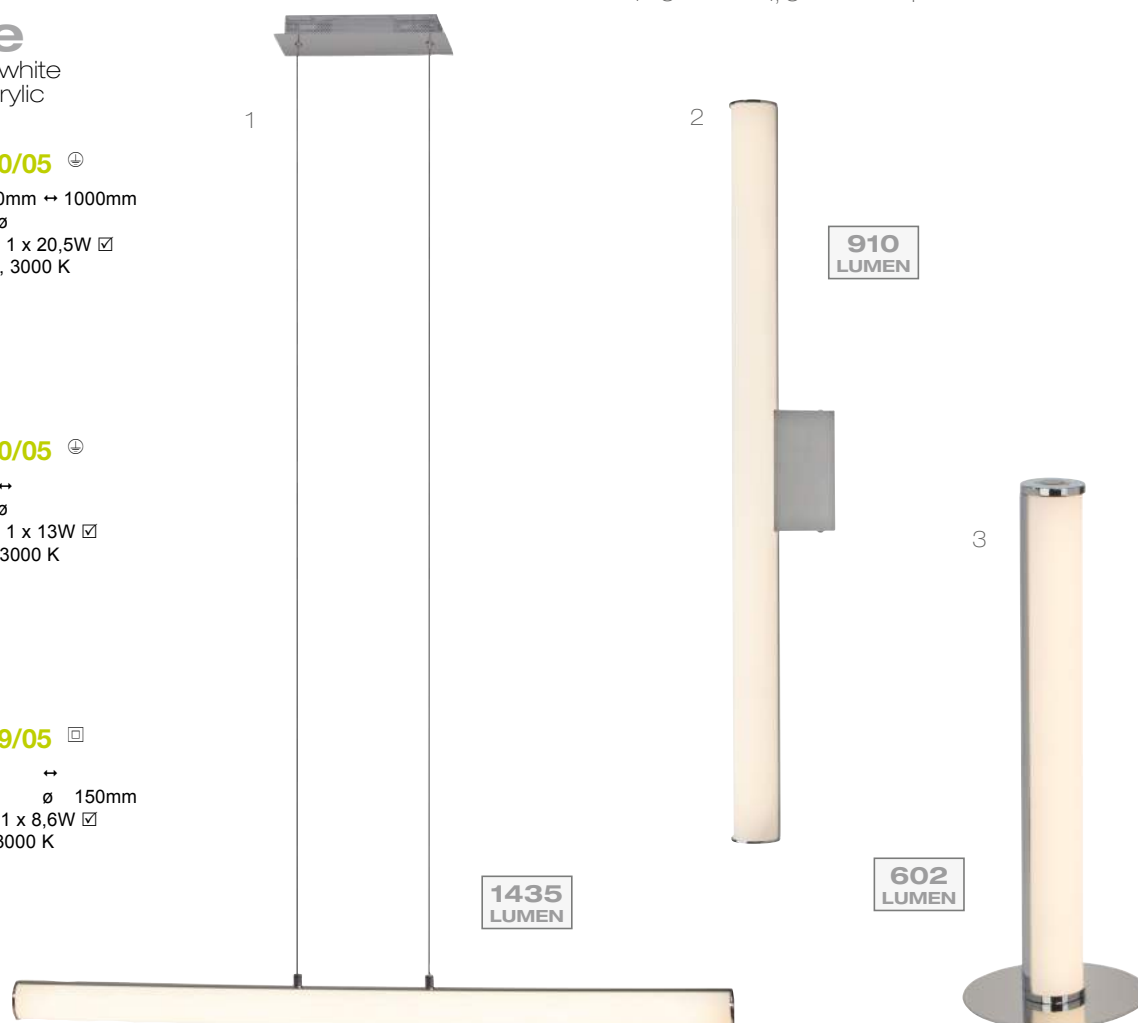
‡ max. 1200mm ↔ 1000mm
→ 70mm ø
LED integr., 1 x 20,5W ☒
1 x 1435 lm, 3000 K

2. G61890/05

‡ 600mm ↔
→ 110mm ø
LED integr., 1 x 13W ☒
1 x 910 lm, 3000 K

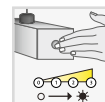
3. G61849/05

‡ 415mm ↔
→ ø 150mm
LED integr., 1 x 8,6W ☒
1 x 602 lm, 3000 K





1-2




1

Tube

chrome / white
metal / acrylic

1. G61858/05

‡ 1420mm ↔
→ ø 200mm
LED integr., 1 x 30W ✓
1 x 2100 lm, 3000 K





Venus

chrome
metal / acrylic

1. G93655/15

↑ 1510mm ↔
→ ∅ 740mm
LED integr, 1 x 42W ☒
1 x 2420lm, 3000 K



2420
LUMEN





1-2



1



2

Delta II

chrome
metal / acrylic

1. G93625/15

↑ 1260mm ↔ 1000mm
→ 80mm ∅
LED integr, 1 x 23,1W ☒
1 x 1440 lm, 3000 K

2. G93626/15

↑ 1315mm ↔ 220mm
→ 150mm ∅
LED integr, 1 x 27,3W ☒
1 x 1380 lm, 3000 K

1440
LUMEN

1380
LUMEN






Delta

chrome
metal / acrylic

1. G93624/15

‡ 1220mm ↔ 1000mm
→ 60mm ∅
LED integr, 1 x 28W ☒
1 x 1600 lm, 3000 K





1-2



1-2



2



1-2

Sunrise Light

chrome
metal / acrylic

1. G93653/15


↑ 105mm ↔ 1150mm
→ 65mm ∅
LED integr, 1 x 37,2W ☑
1 x 2420 lm, 3000 K



2420
LUMEN

2. G93596/15 ☹

↑ 1100mm ↔ 1150mm
→ 65mm ∅
LED integr, 1 x 29,7W ☑
1 x 2050 lm, 3000 K



2050
LUMEN





Traffic

chrome
metal / acrylic

1. G94490/15

↑ 135mm ↔
→ 475mm ∅ 536mm
LED integr, 1 x 18,9W ☒
1 x 1170 lm, 3000 K



1170
LUMEN

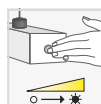




1 - 4



1



4



3

View

chrome
metal/acrylic

1. G93538/15

↑ 190mm ↔ 1010mm
→ 15mm Ø
LED integr., 1 x 23,5W ☒
1 x 1500 lm, 3000 K



1500
LUMEN

2. G93568/15


↑ 90mm ↔ 335mm
→ Ø
LED integr., 1 x 7W ☒
1 x 480 lm, 3000 K



480
LUMEN

3. G93556/15

↑ 1250mm ↔ 80mm
→ 15mm Ø 200mm
LED integr., 1 x 26,7W ☒
1 x 1750 lm, 3000 K



1750
LUMEN

4. G93537/15

↑ 1500mm ↔ 1010mm
→ 15mm Ø
LED integr., 1 x 23,5W ☒
1 x 1500 lm, 3000 K



1500
LUMEN



LED
incl.

1-2



1

Gate

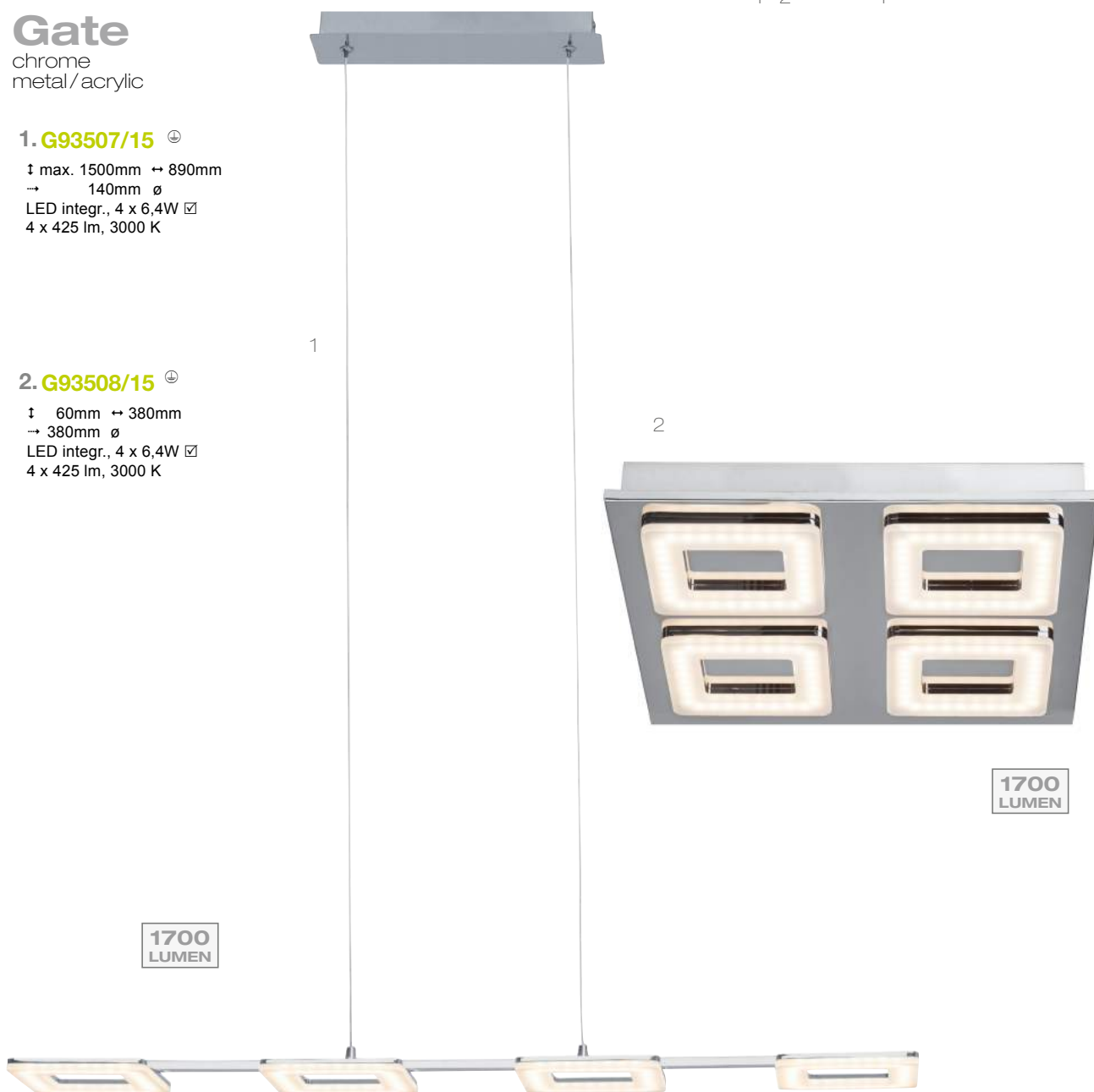
chrome
metal/acrylic

1. G93507/15

↑ max. 1500mm ↔ 890mm
→ 140mm ø
LED integr., 4 x 6,4W ☑
4 x 425 lm, 3000 K

2. G93508/15

↑ 60mm ↔ 380mm
→ 380mm ø
LED integr., 4 x 6,4W ☑
4 x 425 lm, 3000 K



1700
LUMEN

1700
LUMEN





New Design

chrome
metal / glass

1. G94333/15

± 160mm ↔ 550mm
→ 180mm Ø
LED integr., 6 x 4,8W
6 x 390 lm, 3000 K



LED
incl.

Eternity

chrome
metal / acrylic

1. G94472/15

↑ 92mm ↔ 462mm
→ 466mm ∅
LED integr, 1 x 26,2W ☒
1 x 1529 lm, 3000 K

1



1529
LUMEN



LED
incl.


1 - 3

Block

chrome / white
metal / acrylic

1. G94455/15

‡ 56mm ↔ 159mm
→ 163mm Ø
LED integr., 2 x 3W ☒
2 x 300 lm, 3100 K



**600
LUMEN**

2. G94456/15

‡ 56mm ↔ 303mm
→ 158mm Ø
LED integr., 4 x 3W ☒
4 x 300 lm, 3100 K



**1200
LUMEN**

3. G94457/15

‡ 56mm ↔ 443mm
→ 158mm Ø
LED integr., 6 x 3W ☒
6 x 300 lm, 3100 K



**1800
LUMEN**






Topic

chrome
metal/acrylic

1. G94322/15

‡ 240mm ↔ 720mm
→ 720mm ø
LED integr., 4 x 6,25W ☒
1 x 1736 lm, 3000 K



1736
LUMEN



LED
incl.



1 - 2

Wrap

chrome
metal / acrylic

1. G93543/15

↑ 150mm ↔ 225mm
→ 160mm Ø
LED integr., 1 x 6,5W ☒
1 x 455 lm, 3000 K



Way


satin nickel
metal / acrylic

2. G94324/13

↑ 50mm ↔ 995mm
→ 90mm Ø
LED integr., 1 x 21W ☒
1 x 1470 lm, 3100 K



1470
LUMEN





1-2



2

Beach

chrome
metal / acrylic

1. G94453/15 ☺


↑ 78mm ↔ 1015mm
→ 125mm ∅
LED integr, 1 x 32,4W ☑
1 x 2100 lm, 3000 K



2100
LUMEN

2. G94454/15 ☐

↑ 1445mm ↔
→ ∅ 220mm
LED integr, 1 x 33,6W ☑
1 x 2100 lm, 3000 K



2100
LUMEN



LED
incl.

1 - 2

Vision

chrome
metal / acrylic

1. G94326/15

↑ 190mm ↔ 155mm
→ 43mm ø
LED integr., 1 x 4,6W ☑
1 x 322 lm, 3000 K

1



322
LUMEN

Together

chrome
metal / acrylic

2. G94489/15

↑ 80mm ↔ 930mm
→ 126mm ø
LED integr., 1 x 26,4W ☑
1 x 1580 lm, 3000 K

2



1580
LUMEN



LED
incl.

1-2



2

Circle

chrome
metal / acrylic

1. G94440/15


↑ 534mm ↔
→ 330mm ∅ 490mm
LED integr, 1 x 33,6W ☑
1 x 1560 lm, 3000 K



1560
LUMEN

2. G94465/15

↑ 1520mm ↔ 1245mm
→ 330mm ∅
LED integr, 1 x 30W ☑
1 x 1650m, 3000 K



1650
LUMEN





1-2



1-2



2

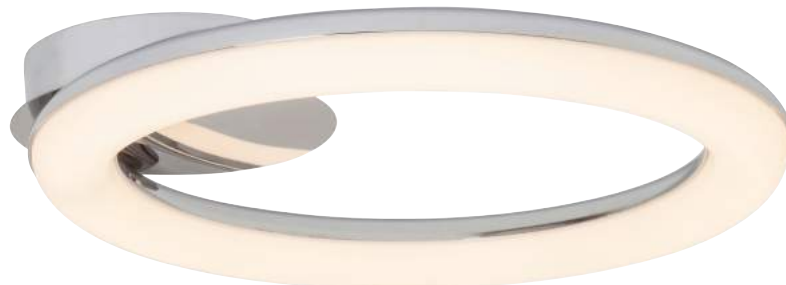
Donut

chrome/white
metal/acrylic

1. G04090/15

↑ 80mm ↔
→ Ø 430mm
LED integr., 1 x 22W ☒
1 x 1500 lm, 3000 K

1



2. G04073/15

↑ 1500mm ↔ 770vmm
→ 90mm Ø
LED integr., 5 x 4,2W ☒
5 x 270 lm, 3000 K

1500
LUMEN



2

1350
LUMEN

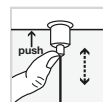




1-2



1-2



1-2

Donut

chrome/white
metal/acrylic

1. G04070/15

‡ 1500mm ↔
→ ø 430mm
LED integr., 1 x 31W ☑
1 x 2100 lm, 3000 K

1




2. G04076/15

‡ 1570mm ↔
→ ø 475mm
LED integr., 1 x 26W ☑
1 x 1750 lm, 3000 K

2



1750
LUMEN



2100
LUMEN





1-2



1-2

Donut

chrome / white
metal / acrylic

1. G04091/15

↑ 360mm ↔
→ ø 430mm
LED integr., 1 x 22W ☒
1 x 1500 lm, 3000 K



1500
LUMEN

2. G04095/15

↑ 175mm ↔
→ ø 680mm
LED integr., 5 x 9,6W ☒
5 x 580 lm, 3000 K



2900
LUMEN





1-2



1-2

Elegant

chrome/transparent
metal/glass

1. G93525/15

↑ 1520mm ↔
→ Ø 180mm
LED integr., 1 x 5W ☒
1 x 520 lm, 3000 K

2. G93526/15

↑ 1250mm ↔
→ Ø 250mm
LED integr., 3 x 5W ☒
3 x 520 lm, 3000 K

520
LUMEN

1560
LUMEN





1-2



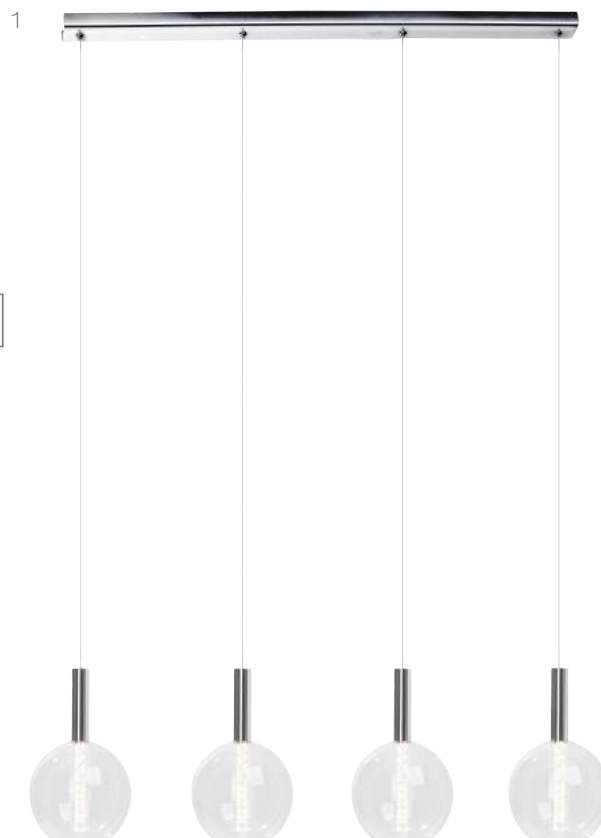
1-2

Elegant

chrome/transparent
metal/glass

1. G93527/15

‡ 1360mm ↔ 900mm
→ 180mm ø
LED integr., 4 x 5W ☒
4 x 520 lm, 3000 K



2080
LUMEN


Elegance

chrome/transparent
metal/glass

2. G93528/15

‡ 1470mm ↔ 870mm
→ 125mm ø
LED integr., 4 x 5W ☒
4 x 520 lm, 3000 K

2



2080
LUMEN





Picture

chrome
metal/acrylic

1. G94394/15

‡ 1210mm ↔ 215mm
→ 600mm ø
LED integr., 2 x 11W
2 x 400 lm, 3000 K

800
LUMEN





1-3



1-3

Vogue

chrome
metal / glass

1. G33991/15

‡ 120mm ↔ 260mm
→ 130mm Ø
LED integr., 1 x 5W ☒
1 x 450 lm, 3000 K

450
LUMEN



2. G33993/15

‡ 120mm ↔ 605mm
→ 260mm Ø
LED integr., 3 x 5W ☒
3 x 450 lm, 3000 K

2

1350
LUMEN



3. G33995/15

‡ 120mm ↔ 1065mm
→ 260mm Ø
LED integr., 5 x 5W ☒
5 x 450 lm, 3000 K

2250
LUMEN

3





1-3



1-3



1-3

Fashion Square

satin nickel
metal / glass

1. G16891/13

↑ 265mm ↔ 245mm
→ 320mm ∅
LED integr., 1 x 5W ☒
1 x 300 lm, 3000 K

1

300
LUMEN



2. G16893/13

↑ 270mm ↔ 640mm
→ 170mm ∅
LED integr., 3 x 5W ☒
3 x 300 lm, 3000 K

2

900
LUMEN




3. G16895/13

↑ 220mm ↔ 980mm
→ 170mm ∅
LED integr., 5 x 5W ☒
5 x 300 lm, 3000 K

3

1500
LUMEN





1-3



1-3



1-3

Fashion Round

satin nickel
metal / glass

1. G16991/13

↑ 270mm ↔ 245mm
→ 300mm ∅
LED integr., 1 x 5W ☒
1 x 300 lm, 3000 K

1



300
LUMEN

2. G16993/13

↑ 280mm ↔ 560mm
→ 170mm ∅
LED integr., 3 x 5W ☒
3 x 300 lm, 3000 K

2

900
LUMEN



3. G16995/13

↑ 265mm ↔ 990mm
→ 200mm ∅
LED integr., 5 x 5W ☒
5 x 300 lm, 3000 K

3

1500
LUMEN

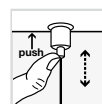




1-2



1-2



1-2



1-2

Liquid

satin nickel / white
metal / acrylic

1. G93539/13

‡ 1580mm ↔ 850mm
→ 100mm ø
LEDintegr., 5 x 7,5W ☒
5 x 800 lm, 3000 K

2. G93540/13

‡ 1610mm ↔ 1170mm
→ 100mm ø
LEDintegr., 7 x 7,5W ☒
7 x 800 lm, 3000 K

**4000
LUMEN**



1



**5600
LUMEN**

2





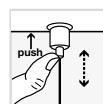
1 - 2



1



2



1 - 2



1 - 2

Surf

satin nickel
metal / glass

1. G93510/13

‡ 1700mm ↔ 860mm
→ 80mm ø
LED integr., 5 x 7,5W ☑
5 x 800 lm, 3000 K



2. G93511/13

‡ 1700mm ↔ 1200mm
→ 80mm ø
LED integr., 7 x 7,5W ☑
7 x 800 lm, 3000 K



4000
LUMEN

1



2

5600
LUMEN

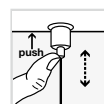




1-2



1-2



1-2



1-2

Sunrise

aluminium
aluminium/acrylic

1. G93535/21

‡ 1500mm ↔ 900mm
→ 60mm Ø
LED integr., 1 x 40W ☒
1 x 2500 lm, 3000 K,

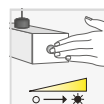
2. G93536/21

‡ 1500mm ↔ 1210mm
→ 60mm Ø
LED integr., 1 x 45W ☒
1 x 2800 lm, 3000 K,





1-3



1-3



1




1

Art Work

aluminium
metal/acrylic

1. G65172/21

‡ 1500mm ↔ 900mm
→ 80mm ø
LED integr., 6 x 4,5W ☒
6 x 360 lm, 3000 K



**2160
LUMEN**

2. G65156/21

‡ 1560mm ↔
→ ø 230mm
LED integr., 1 x 27W ☒
1 x 2160 lm, 3000 K

2



3. G65142/21

‡ 450mm ↔
→ ø 130mm
LED integr., 1 x 12W ☒
1 x 960 lm, 3000 K

**2160
LUMEN**



3



**960
LUMEN**





1-2



1

Fixed

aluminium
metal

1. G94330/21

↑ 150mm ↔ 150mm
→ 113mm ø
LED integr., 1 x 6W ☒
1 x 540 lm, 3000 K

1



540
LUMEN


Plate

aluminium
aluminium / acrylic

2. G93541/21

↑ 1200mm ↔ 700mm
→ 100mm ø
LED integr., 3 x 6,5W ☒
3 x 650 lm, 3000 K

2



1950
LUMEN





1-2



1-2

Perfect

satin nickel / white
metal / glass

1. G17456/13

↑ 1410mm ↔ 400mm
→ 270mm ø
LED integr., 2 x 6W ✓
2x500 lm, 3000 K
LED integr., 1 x 2W ✓

2. G17449/13

↑ 440mm ↔
→ 270mm ø 180mm
LED integr., 1 x 6W ✓
1 x 500 lm, 3000 K



1000
LUMEN



500
LUMEN





1 - 4

Status

white
metal / acrylic

1. 60898/05

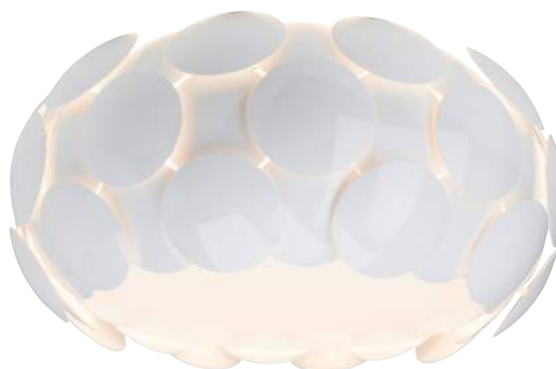
↑ 200mm ↔
→ ∅ 820mm
A60, E27, 8x24W



2. 60880/05

↑ 270mm ↔
→ ∅ 620mm
A60, E27, 7x60W

2



3. 60895/05

↑ 240mm ↔
→ ∅ 410mm
A60, E27, 5x60W

3



4. 60890/05

↑ 260mm ↔ 260mm
→ 135mm ∅
A60, E27, 1x60W

4





1-3



1-3

Status

white
metal / acrylic

1. 60875/05


↑ 1500mm ↔
→ Ø 410mm
A60, E27, 5x28W

2. 60873/05

↑ 1500mm ↔
→ Ø 310mm
A60, E27, 1x60W

3. 60877/05

↑ 1500mm ↔
→ Ø 500mm
A60, E27, 6x60W



3





1 - 2

Status

white
metal / acrylic

1. 60848/05


↑ 450mm ↔
→ Ø 310mm
A60, E27, 1x60W

2. 60847/05

↑ 350mm ↔
→ Ø 200mm
A60, E27, 1x60W



1



2





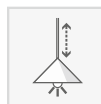
Status

white
metal / acrylic

1.60858/05

↑ 1705mm ↔
→ ∅ 285mm
D45, E14, 9x25W





3



1 - 3

Ship

white
metal / acrylic

1. 59593/05

↑ 165mm ↔ 980mm
→ 245mm ∅
A60, E27, 3x25W

1



2. 59592/05

↑ 120mm ↔ 600mm
→ 140mm ∅
C35, E14, 2x25W
D45, E14, 2x25W

2



3. 59576/05

↑ 1300mm ↔ 980mm
→ 245mm ∅
A60, E27, 3x25W

3

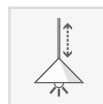


Ship

white
metal / acrylic

1. 59569/05

↑ 1400mm ↔
→ ∅ 480mm
C35, E14, 6x25W
D45, E14, 6x25W



1



1-3



4

2



2. 59591/05

↑ 210mm ↔
→ ∅ 480mm
C35, E14, 6x25W
D45, E14, 6x25W

1

3



3. 59590/05

↑ 305mm ↔ 245mm
→ 125mm ∅
C35, E14, 1x40W
D45, E14, 1x40W

4. 59548/05

↑ 460mm ↔
→ ∅ 240mm
A60, E27, 1x60W

4





2



1 - 3

Ship

white
metal / acrylic

1. 59594/30

↑ 170mm ↔ 1200mm
→ 250mm ∅
A60, E27, 4x28W



2. 59574/30

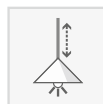
↑ 1200mm ↔ 1200mm
→ 250mm ∅
A60, E27, 4x28W



3. 59590/30

↑ 305mm ↔ 245mm
→ 125mm ∅
C35, E14, 1x40W
D45, E14, 1x40W





2



1-2



3

Ship

white
metal / acrylic

1. 59596/30

↑ 200mm ↔
→ Ø 585mm
A60, E27, 6x28W



2. 59569/30

↑ 1400mm ↔
→ Ø 480mm
C35, E14, 6x25W
D45, E14, 6x25W

2



3



3. 59548/30

↑ 460mm ↔
→ Ø 240mm
A60, E27, 1x60W



LED
incl.

Soft

white
metal

1. G94488/05

↑ 95mm ↔ 285mm
→ 105mm ∅
LED integr., 1 x 6W ☒
1 x 345 lm, 3000 K

1



345
LUMEN





1 - 3



1 - 3

Free

white
metal

1. G94336/05

‡ 80mm ↔ 105mm
→ 100mm ø
LED integr., 1 x 6W ☒
1 x 494 lm, 3000 K



**494
LUMEN**

2. G94337/05

‡ 50mm ↔ 135mm
→ 140mm ø
LED integr., 1 x 6W ☒
1 x 475 lm, 3000 K

2



**475
LUMEN**

3. G94338/05

‡ 50mm ↔ 260mm
→ 100mm ø
LED integr., 1 x 6W ☒
1 x 356 lm, 3000 K

3



**356
LUMEN**



LED
incl.

1 - 2

Solution

white
metal / acrylic

1. G94392/05

‡ 140mm ↔ 255mm
→ 55mm ø
LED integr., 1 x 7W
1 x 380 lm, 3000 K

1




380
LUMEN

2. G94393/05

‡ 136mm ↔ 255mm
→ 55mm ø
LED integr., 1 x 7W
1 x 380 lm, 3000 K

2



380
LUMEN





2



1



1-2

First

satin nickel/white
metal/glass

1. 93518/75

‡ 1200mm ↔ 650mm
→ 75mm ø
QT14, G9, 4 x 33W



1



Trend

satin nickel/white
metal/glass

2. G93517/13

‡ 900-1600mm ↔ 785mm
→ 65mm ø
LED integr., 3 x 6W
3 x 540 lm, 3000 K



2



1620
LUMEN





1 - 2



1 - 2



3 - 4

Icedrop

white
metal / glass

1. 93632/15

↑ 1500mm ↔
→ ∅ 280mm
A60, E27, 1 x 26W

1

2. 93582/15

↑ 1450mm ↔
→ ∅ 200mm
A60, E27, 1 x 26W

2

3. 93634/05

↑ 410mm ↔
→ ∅ 200mm
A60, E27, 1 x 26W

3

4. 93633/05

↑ 320mm ↔
→ ∅ 160mm
D45, E14, 1 x 13W

4







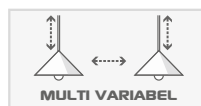
Icedrop

white
metal / glass

1.93583/15

↑ 1650mm ↔
→ ∅ 200mm
A60, E27, 2 x 26W





1



1-3



1-2

Mailand

white
metal/glass

1. 93514/05

↑ max. 2000mm ↔
→ ø 300mm
A60, E27, 2 x 60W

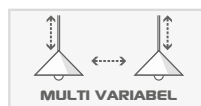
2. 93513/05

↑ 1800mm ↔
→ ø 300mm
A60, E27, 1 x 60W

3. 93512/05

↑ 205mm ↔
→ ø 300mm
A60, E27, 1 x 60W





1 - 2



1 - 2



1 - 2

Sun

satin nickel / white
metal / glass

1. 93515/05

↑ max. 2280mm ↔
→ ∅ 300mm
A60, E27, 1 x 60W

2. 93516/05

↑ max. 2280mm ↔
→ ∅ 300mm
A60, E27, 2 x 60W





Trust

aluminium / chrome
metal / glass

1. G94320/15

± 146mm ↔ 160mm
→ 146mm ø
LED integr., 1 x 5W ☒
1 x 220 lm, 3000 K



220
LUMEN



LED
incl.

1 - 2

Script

satin nickel / chrome
metal / acrylic

1. G94398/77

‡ 645mm ↔ 200mm
→ 50mm ø
LED integr., 1 x 16W ☒
1 x 1370 lm, 3000 K

1




1370
LUMEN



2. G94399/77

‡ 1080mm ↔ 200mm
→ 50mm ø
LED integr., 1 x 30W ☒
1 x 2460 lm, 3000 K

2



2460
LUMEN





1 - 2



1



2

Vulcano

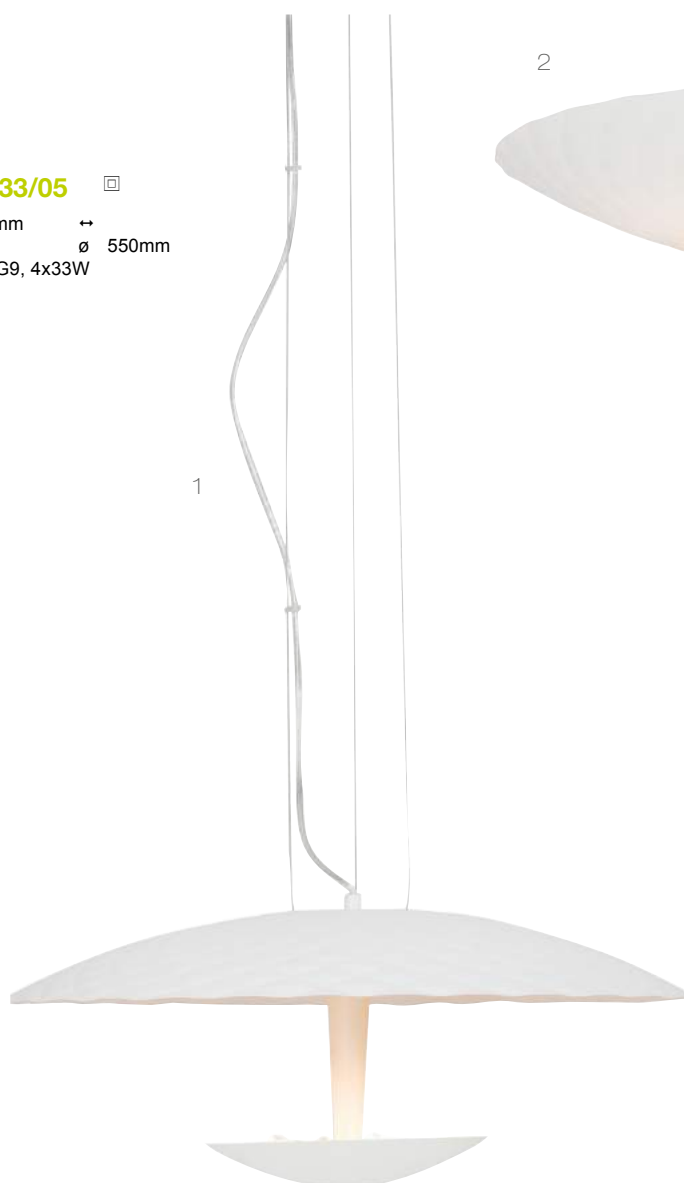
white
metal

1. 94434/05

↑ 1420mm ↔
→ Ø 550mm
QT14, G9, 4x33W

2. 94433/05

↑ 195mm ↔
→ Ø 550mm
QT14, G9, 4x33W





1 - 2



1



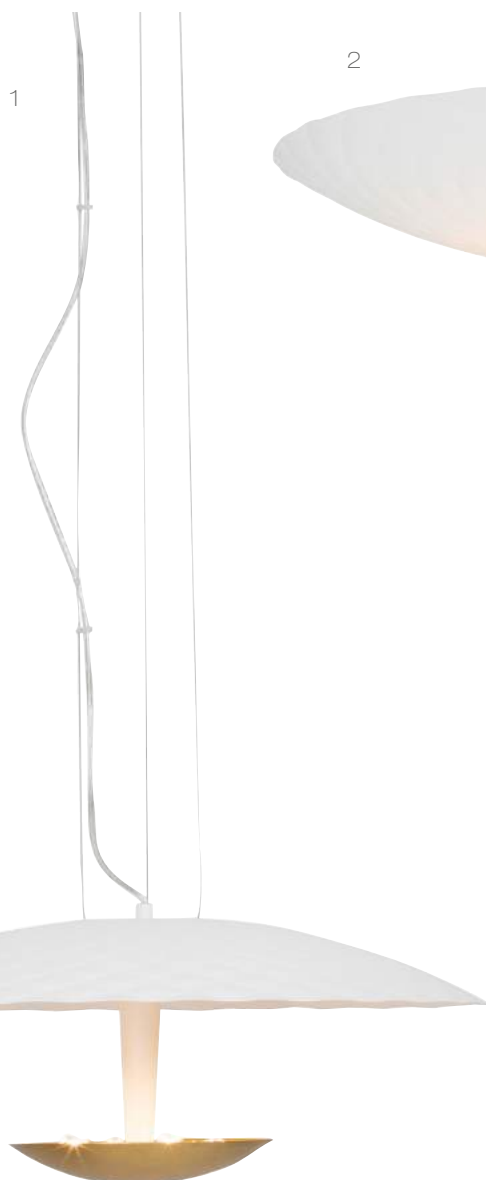
2

Vulcano

white / gold
metal

1. 94434/65

↑ 1420mm ↔
→ Ø 550mm
QT14, G9, 4x33W



2



2. 94433/65

↑ 195mm ↔
→ Ø 550mm
QT14, G9, 4x33vW



LED
incl.

1 - 2

Teide

gold / white
metal / acrylic

1. G94380/05

↑ 100mm ↔
→ Ø 420mm
LED integr., 1 x 22,5W ☒
1 x 1800 lm, 3000 K

1800
LUMEN

1



2. G94380/30

↑ 100mm ↔
→ Ø 420mm
LED integr., 1 x 22,5W ☒
1 x 1800 lm, 3000 K

1800
LUMEN

2





Vulkan

white
metal / acrylic

1. G94325/05

↑ 200mm ↔
→ ∅ 500mm
LED integr., 1 x 25W ☒
1 x 1750 lm, 3000 K

1750
LUMEN



1





1-3



1-3

Better

satin nickel
metal / acrylic

1. G17573/13

↑ max. 1320mm ↔ 730mm
→ 120mm ∅
LED integr., 3 x 6W ✓
3 x 560 lm, 3000 K
LED integr., 3 x 1W ✓

2. G17572/13

↑ max. 1360mm ↔ 450mm
→ 120mm ∅
LED integr., 2 x 6W ✓
2 x 560 lm, 3000 K
LED integr., 2 x 1W ✓

3. G17570/13

↑ max. 1350mm ↔
→ ∅ 120mm
LED integr., 1 x 6W ✓
1 x 560 lm, 3000 K
LED integr., 1 x 1W ✓

1680
LUMEN

1120
LUMEN

560
LUMEN



LED
incl.

Venti

satin nickel
metal/acrylic

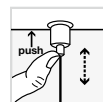
1. G94402/13

↑ 85mm ↔
→ ø 800mm
LED integr., 6 x 4W ☒
1 x 1980 lm, 3000 K



1980
LUMEN






Curved

satin nickel
metal / acrylic

1. G93504/13

‡ max. 1500mm ↔ 1200mm
→ 80mm ø
LED integr., 1 x 21,6W ☒
1 x 1400 lm, 3000 K

1400
LUMEN





Meet

satin nickel
metal/acrylic

1. G94825/77

‡ 1500mm ↔ 240mm
→ 120mm ø
LED integr., 1 x 16W ☒
1 x 1120 lm, 3000 K





1-2



3

Independent

anthracite / grey
metal / textile

1. 93635/22

↑ 240mm ↔
→ 180mm ∅ 500mm
A60, E27, 3 x 100W



2. 93636/22

↑ 230mm ↔
→ 180mm ∅
A60, E27, 1 x 60W

2



3. 93637/22

↑ 650mm ↔ 205mm
→ 100mm ∅
A60, E27, 1 x 60W

3





1-2




1-2

Independent

anthracite / grey
metal / textile

1. 93564/22

↑ 1600mm ↔ 310mm
→ 650mm ∅
A60, E27, 3 x 100W



2. 93563/22

↑ 1100mm ↔
→ 180mm ∅ 260mm
A60, E27, 1 x 60W





1



1



2

Giraffe

anthracite / grey
metal / textile

1. 94869/63

↑ 860mm ↔
→ 1800mm Ø 460mm
A60, E27, 3 x 60W

2. 94868/63

↑ 2200mm ↔
→ 1800mm Ø 460mm
A60, E27, 3 x 100W





1



1



2

Giraffe

black / gold
metal / textile

1. 94869/86

↑ 860mm ↔
→ 460mm
A60, E27, 3 x 60W

2. 94868/86

↑ 2200mm ↔
→ 1800mm ↔ 460mm
A60, E27, 3 x 100W





1-2



1-2



1-2

New York


satin nickel / black
metal / textile

1. G94908/06

↑ 1600mm ↔
→ ∅ 450mm
A60, E27, 1 x 60W
LED integr., 2 x 7W ✓
2 x 280 lm, 3000 K


2. G94907/06

↑ 520mm ↔
→ ∅ 300mm
A60, E27, 1 x 60W
LED integr., 2 x 2W ✓
2 x 75 lm, 3000 K



1

560
LUMEN



2

150
LUMEN





1 - 2

Gentle

satin nickel / grey / brown
metal / glass / textile

1. 93509/20

‡ 225mm ↔
→ ø 450mm
A60, E27, 4 x 42W

1



2. 93509/22

‡ 225mm ↔
→ ø 450mm
A60, E27, 4 x 42W

2





Eiffel Tower

black / beige
metal / textile

1.94860/09 □

↑ 610mm ↔

→ ∅ 290mm

A60, E27, 1 x 60W

1





Silence

white
metal/textil

1.93558/05 

↑ 1240mm ↔
→ ø 400mm
A60, E27, 1 x 40W





Filmo

chrome
metal / glass

1.94929/15

↑ 1458mm ↔
→ Ø 670mm
A60, E27, 2 x 60W





BRILLIANCE



Mit **BRILLIANCE** in eine glamouröse Welt eintreten.

**EIN EXZELLENTER
AUFTRITT DURCH:**

- ▶ extravagantes Design für ein exklusives Wohnambiente
- ▶ harmonische Farbkonzepte
- ▶ attraktive Lichteffekte
- ▶ hohe Verarbeitungsqualität
- ▶ raffinierte Details erzeugen phänomenalen Lichtglanz



Step into a glamorous world with **BRILLIANCE**.

**EXCELLENT
APPEARANCE WITH:**

- ▶ Extravagant design for a unique ambiance
- ▶ Complementary colour schemes
- ▶ Attractive lighting effects
- ▶ High quality craftsmanship
- ▶ Refined details create phenomenal luminescence



Pénétrez dans un univers glamour avec **BRILLIANCE**.

**UNE ESTHÉTIQUE
IDÉALE GRÂCE À:**

- ▶ un design original, pour créer des ambiances exclusives
- ▶ des concepts de couleurs harmonieux
- ▶ des effets lumineux attrayants
- ▶ la qualité haut de gamme des finitions
- ▶ des détails raffinés qui créent une brillance lumineuse unique



Entrate in un mondo glamour, con **BRILLIANCE**.

**UN EFFETTO ECCELLENTE,
GRAZIE A:**

- ▶ design stravagante per un ambiente living esclusivo
- ▶ concetti di colore armonici
- ▶ attraenti effetti luce
- ▶ lavorazione di alta qualità
- ▶ dettagli raffinati creano una luce dalla brillantezza fenomenale




Brilliance

chrome
metal / glass

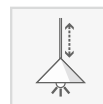
1. **93623/15** 

↑ 345mm ↔
→ ∅ 500mm
QT14, G9, 6 x 33W



also available in ∅ 400mm
93622/15





Brilliance

copper
metal / glass

1. **93621/29** 

↑ 1570mm

↔ 500mm

→ QT14, G9, 6 x 33W



also available in ø 400mm
93620/29





1-2



1



1-2

Brilliance

chrome / copper
metal / glass

1. 93621/15

↑ 1570mm ↔
→ Ø 500mm
QT14, G9, 6 x 33W

2. 93623/29

↑ 345mm ↔
→ Ø 500mm
QT14, G9, 6 x 33W

2



also available in Ø 400mm
93622/29



1



also available in Ø 400mm
93620/15





1-2



1-2

Sky

chrome / copper
metal / glass

1. 32010/15

‡ 270mm ↔ 280mm
→ 140mm Ø
A60, E27, 1 x 26W


1



2. 32010/29

‡ 270mm ↔ 280mm
→ 140mm Ø
A60, E27, 1 x 26W

2





1-2



1-2

Sky

chrome / copper
metal / glass

1. 32049/15

↑ 510mm ↔
→ ∅ 260mm
D45, E14, 2 x 13W

1



2. 32049/29

↑ 510mm ↔
→ ∅ 260mm
D45, E14, 2 x 13W

2





1 - 2



1



1 - 2



1 - 2

Sky

copper
metal / glass

1. 32072/29

↑ 1510mm ↔ 840mm
→ 370mm ∅
A60, E27, 2 x 26W

2. 32070/29

↑ 1510mm ↔
→ 370mm ∅
A60, E27, 1 x 26W





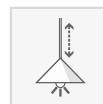
1 - 2



1



1 - 2



1 - 2

Sky


chrome
metal / glass

1. 32072/15

↑ 1510mm ↔ 840mm
→ 370mm ∅
A60, E27, 2 x 26W

2. 32070/15

↑ 1510mm ↔
→ 370mm ∅
A60, E27, 1 x 26W





1-2



1

Date

chrome / transparent
metal / glass

1

1. 26973/15

↑ 1350mm ↔
→ Ø 320mm
QT14, G9, 3 x 42W



2



2. 26995/15

↑ 130mm ↔
→ Ø 540mm
QT14, G9, 5 x 42W





1-3



1-2

Date

chrome / transparent
metal / glass


1. 26970/15

‡ 1320mm ↔
→ 100mm
QT14, G9, 1 x 42W



2. 26974/15

‡ 1320mm ↔ 790mm
→ 100mm
QT14, G9, 4 x 42W



3. 26910/15

‡ 120mm ↔ 120mm
→ 130mm
QT14, G9, 1 x 42W





1 - 4

Noble

chrome
metal / glass

1. 29210/15

↑ 120mm ↔ 120mm
→ 130mm ∅
QT14, G9, 1 x 28W



2. 29230/15

↑ 130mm ↔ 520mm
→ 110mm ∅
QT14, G9, 3 x 28W

2



3. 29235/15

↑ 130mm ↔ 420mm
→ 420mm ∅
QT14, G9, 4 x 28W

3



4. 94435/15

↑ 165mm ↔ 640mm
→ 680mm ∅
QT14, G9, 6 x 28W

4





Noble

chrome
metal / glass

1. **94436/15**

↑ 1450mm ↔
→ ∅ 800mm
QT14, G9, 12 x 28W





1



2

Dubai

chrome
metal / plastic

1. 93585/15

‡ 210mm ↔
→ Ø 460mm
QT14, G9, 6 x 33W

1



2. 93532/15

‡ 1400mm ↔
→ Ø 430mm
QT14, G9, 6 x 33W

2





1



2



1

Dubai

chrome
metal / plastic

1. 93627/15

↑ 1340mm ↔ 940mm
→ 220mm ∅
QT14, G9, 3 x 42W

2. 93628/15

↑ 540mm ↔
→ ∅ 300mm
QT14, G9, 4 x 42W





1-2




1-2

Vegas

chrome / copper
metal / plastic


1. 17674/15

↑ 1400mm ↔ 910mm
→ 130mm ∅
QT14, G9, 4 x 42W



2. 17674/79

↑ 1400mm ↔ 910mm
→ 130mm ∅
QT14, G9, 4 x 42W





Vegas

chrome / copper
metal / plastic

1. 17675/79

↑ 1390mm ↔
→ ∅ 420mm
QT14, G9, 5 x 42W



also available in chrome
17675/15





1 - 5

Vegas

chrome / copper
metal / plastic

1. 17693/79

↑ 150mm ↔
→ Ø 415mm
QT14, G9, 3 x 42W



2. 17693/15

↑ 150mm ↔
→ Ø 415mm
QT14, G9, 3 x 42W

3



3. 17695/79

↑ 160mm ↔
→ Ø 520mm
QT14, G9, 5 x 42W

also available in chrome
17695/15

4. 17690/79

↑ 500mm ↔
→ 250mm Ø
QT14, G9, 1 x 42W

4



5



5. 17690/15

↑ 500mm ↔
→ 250mm Ø
QT14, G9, 1 x 42W





1-2



3

Magic

chrome / copper / transparent
metal / glass

1. 18093/79

↑ 140mm ↔
→ Ø 480mm
QT14, G9, 3 x 28W



2. 18095/79

↑ 140mm ↔
→ Ø 580mm
QT14, G9, 5 x 28W

2



3. 18048/79

↑ 375mm ↔ 220mm
→ 130mm Ø
QT14, G9, 1 x 28W

3





1-2



1-2

Magic

chrome / copper / transparent
metal / glass

1. 18073/79

↑ 1300mm ↔ 625mm
→ 140mm ∅
QT14, G9, 3 x 28W

2. 18070/79

↑ 1400mm ↔
→ ∅ 140mm
QT14, G9, 1 x 28W





1-2



1-2

Magic


chrome / copper / transparent
metal / glass

1. 18074/79

↑ 1300mm ↔ 840mm
→ 140mm ∅
QT14, G9, 4 x 28W

2. 18075/79

↑ 1410mm ↔
→ ∅ 320mm
QT14, G9, 5 x 28W





1 - 2

Crush

chrome / white / gold
metal

1. 94466/15

↑ 240mm ↔
→ ∅ 400mm
A60, E27, 1 x 40W

1



2. 94466/85

↑ 240mm ↔
→ ∅ 400mm
A60, E27, 1 x 40W

2





1-2



1-2

Crush

white / gold / chrome
metal

1. 94467/85

‡ 1482mm ↔
→ ∅ 400mm
A60, E27, 1 x 40W

2. 94467/15

‡ 1482mm ↔
→ ∅ 400mm
A60, E27, 1 x 40W





1 - 4



1 - 4

Aztekas

white / silver / gold
metal

1. 24970/85

↑ 1500mm ↔
→ ∅ 345mm
A60, E27, 1 x 40W

1



2. 24970/75

↑ 1500mm ↔
→ ∅ 345mm
A60, E27, 1 x 40W

2



3. 24991/75

↑ 185mm ↔
→ ∅ 345mm
A60, E27, 1 x 40W


3



4. 24991/85

↑ 185mm ↔
→ ∅ 345mm
A60, E27, 1 x 40W

4





1 - 4

Aztekas

grey / silver / white / gold
metal / glass

1. 24910/75

↑ 155mm ↔ 135mm
→ 110mm Ø
D45, E14, 1 x 40W



also available in white/gold
24910/85

2. 24913/85

↑ 180mm ↔ 430mm
→ 110mm Ø
D45, E14, 2 x 40W



3. 24913/75

↑ 180mm ↔ 430mm
→ 110mm Ø
D45, E14, 2 x 40W



4. 24932/85

↑ 180mm ↔ 900mm
→ 110mm Ø
D45, E14, 4 x 40W



also available in white/silver
24932/75






Ghost

chrome / transparent
metal / glass

1. **93584/15** □

↑ 1500mm ↔ 780mm
→ 118mm ∅
QT14, G9, 4 x 33W





1 - 2

Rom

chrome / white
metal / glass / textile

1.94861/05

↑ 380mm ↔
→ ∅ 200mm
A60, E27, 1 x 40W

1





1 - 2

Bombilla

chrome
metal / glass

1. 93619/15

↑ 1415mm ↔
→ ∅ 200mm
LED, GU10, 1x7W

2. 93609/15

↑ 1300mm ↔ 610mm
→ 140mm ∅
LED, GU10, 3x7W

1



2





1 - 2

Quadri

chrome / white
metal / glass / textile

1.94913/15 

↑ 360mm ↔
→ ∅ 200mm
A60, E27, 1 x 40W

1



LED
incl.

1 - 4

Martino

chrome / transparent
metal / glass

1. G94264/15

↑ 140mm ↔ 140mm
→ 58mm ø
LED integr., 1 x 5W ☒
1 x 420 lm, 3000 K

1



420
LUMEN

2. G94265/15

↑ 120mm ↔ 280mm
→ 58mm ø
LED integr., 2 x 5W ☒
2 x 420 lm, 3000 K

2



840
LUMEN

3. G94266/15

↑ 120mm ↔ 420mm
→ 61mm ø
LED integr., 3 x 5W ☒
3 x 420 lm, 3000 K

3



1260
LUMEN

4. G94267/15

↑ 280mm ↔ 280mm
→ 61mm ø
LED integr., 4 x 5W ☒
4 x 420 lm, 3000 K

4



1680
LUMEN

LED
incl.

1 - 3

Fine

chrome
metal/glass

1. G94389/15

‡ 120mm ↔ 120mm
→ 70mm ø
LED integr., 1 x 4W, ☑, 400 lm, 3000 K

1



400
LUMEN

2. G94390/15

‡ 120mm ↔ 300mm
→ 70mm ø
LED integr., 2 x 4W, ☑, 800 lm, 3000 K

2



800
LUMEN

3. G94391/15

‡ 70mm ↔ 300mm
→ 300mm ø
LED integr., 4 x 4W, ☑, 1600 lm, 3000 K

3



1600
LUMEN



LED
incl.

1 - 2

Fantasie

chrome
metal / glass

1. G94438/15

‡ 75mm ↔ 250mm
→ 250mm Ø
LED integr., 1 x 12W ☒
1 x 1200 lm, 3000 K

1



1200
LUMEN

2. G94439/15

‡ 75mm ↔ 335mm
→ 335mm Ø
LED integr., 1 x 17W ☒
1 x 1700 lm, 3000 K

2



1700
LUMEN

LED
incl.

1 - 3

Larina

chrome
metal/glass

1. G94279/15

‡ 75mm ↔ 180mm
→ 180mm ø
LED integr., 1 x 10W ☑
1000 lm, 3000 K



**1000
LUMEN**

2. G94280/15

‡ 75mm ↔ 250mm
→ 250mm ø
LED integr., 1 x 12W ☑
1200 lm, 3000 K

2



**1200
LUMEN**

3. G94281/15

‡ 75mm ↔ 335mm
→ 335mm ø
LED integr., 1 x 17W ☑
1700 lm, 3000 K

3



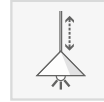
**1700
LUMEN**



1-3



1-2



1



3

Waterfall

chrome / smoke glass
metal / glass

1. 93657/93

↑ 1450mm ↔
→ Ø 400mm
QT14, G9, 5 x 42W



2. 93656/93

↑ 220mm ↔
→ Ø 400mm
QT14, G9, 5 x 42W



3. 93658/93

↑ 360mm ↔
→ Ø 220mm
QT14, G9, 3 x 28W





WOOD



Mit WOOD
Natürlichkeit leben.

LÄDT EIN DURCH:

- ▶ warmes Material für ein schönes und gemütliches Zuhause
- ▶ Made in Europe
- ▶ schickes Holzdesign für ein natürliches Gesamtbild
- ▶ kreative Designs für ausgefallene Einrichtungen



Experience nature
with WOOD.

APPEALING AND INVITING WITH:

- ▶ Warm material for a beautiful and comfortable home
- ▶ Made in Europe
- ▶ Stylish wooden design for a natural overall image
- ▶ Creative designs for unique places



Vivez la nature à l'état
pur avec WOOD

VOUS INVITE AVEC:

- ▶ ses matériaux chaleureux, pour un intérieur charmant et douillet
- ▶ son label Made in Europe
- ▶ un design bois élégant qui crée un ensemble naturel
- ▶ un style créatif pour un aménagement original



Vivere la naturalezza,
con WOOD.

INVITANTE GRAZIE A:

- ▶ materiale caldo per una casa bella e accogliente
- ▶ Made in Europe
- ▶ elegante design in legno per un'immagine complessiva naturale
- ▶ design creativi per arredamenti particolari



Tribe

wood (oak) / satin nickel
wood / metal

1. G33710/88

‡ 110mm ↔ 110mm
→ 215mm ø
LED, GU10, 1 x 5W ☒
1 x 400 lm, 3000 K

1



**400
LUMEN**

2. G33729/88

‡ 215mm ↔ 290mm
→ 110mm ø
LED, GU10, 2 x 5W ☒
2 x 400 lm, 3000 K

2



**800
LUMEN**

3. G33730/88

‡ 215mm ↔ 435mm
→ 110mm ø
LED, GU10, 3 x 5W ☒
3 x 400 lm, 3000 K

3



**1200
LUMEN**

4. G33735/88

‡ 215mm ↔ 260mm
→ 260mm ø
LED, GU10, 4 x 5W ☒
4 x 400 lm, 3000 K

4



**1600
LUMEN**



1 - 4



1 - 4

Fort

wood (birch) / white
wood / glass

1. 23410/50

‡ 140mm ↔ 180mm
→ 50mm ø
D45, E14, 1 x 40W



2. 23429/50

‡ 140mm ↔ 400mm
→ 50mm ø
D45, E14, 2 x 40W



3. 23430/50

‡ 140mm ↔ 545mm
→ 50mm ø
D45, E14, 3 x 40W



4. 23431/50

‡ 140mm ↔ 770mm
→ 50mm ø
D45, E14, 4 x 40W





1 - 4



1 - 4

Forest

wood (oak) / white
wood / glass

1. 23110/35

‡ 180mm ↔ 50mm
→ 165mm ø
D45, E14, 1 x 40W



2. 23129/35

‡ 135mm ↔ 380mm
→ 160mm ø
D45, E14, 2 x 40W



3. 23130/35

‡ 125mm ↔ 550mm
→ 160mm ø
D45, E14, 3 x 40W



4. 23131/35

‡ 135mm ↔ 775mm
→ 160mm ø
D45, E14, 4 x 40W





1 - 4



1 - 4

Tree

wood (birch) / white
wood / glass

1. 33310/50

‡ 130mm ↔ 95mm
→ 180mm ø
D45, E14, 1 x 40W

1



2. 33329/50

‡ 180mm ↔ 380mm
→ 50mm ø
D45, E14, 2 x 40W

2



3. 33330/50

‡ 180mm ↔ 530mm
→ 50mm ø
D45, E14, 3 x 40W

3



4. 33331/50

‡ 180mm ↔ 750mm
→ 50mm ø
D45, E14, 4 x 40W

4





1 - 4



1 - 4

Tree

wood (oak) / white
wood / glass

1. 33310/35

‡ 130mm ↔ 95mm
→ 180mm Ø
D45, E14, 1 x 40W



2. 33329/35

‡ 180mm ↔ 380mm
→ 50mm Ø
D45, E14, 2 x 40W



3. 33330/35

‡ 180mm ↔ 530mm
→ 50mm Ø
D45, E14, 3 x 40W



4. 33331/35

‡ 180mm ↔ 750mm
→ 50mm Ø
D45, E14, 4 x 40W





1 - 3

Nature

wood (oak) / white
wood / glass

1. 23073/35

↑ 900mm ↔
→ ø 295mm
A60, E27, 3 x 60W

2. 23070/35

↑ 1120mm ↔
→ ø 100mm
A60, E27, 1 x 60W

3. 23074/35

↑ 1030mm ↔ 750mm
→ 95mm ø
A60, E27, 4 x 60W





1 - 3

Nature

wood (birch) / white
wood / glass

1. 23073/50

↑ 900mm ↔
→ ø 295mm
A60, E27, 3 x 60W

2. 23070/50

↑ 1120mm ↔
→ ø 100mm
A60, E27, 1 x 60W

3. 23074/50

↑ 1030mm ↔ 750mm
→ 95mm ø
A60, E27, 4 x 60W





1 - 2



1 - 2

Polygon

birch / oak / white / anthracite
wood / textile

1. 31970/35

↑ 850mm ↔
→ ø 400mm
A60, E27, 1 x 60W

2. 31970/63

↑ 850mm ↔
→ ø 400mm
A60, E27, 1 x 60W





2



1

Polygon

oak / white
wood / textile

1. 31958/35

↑ 1600mm ↔
→ ø 450mm
AE60, 27, 1 x 60W

1



2. 31949/35

↑ 550mm ↔
→ ø 250mm
A60, E27, 1 x 60W

2



Wooddesign

oak / chrome
wood / metal / glass

1. 93659/35

‡ 1000mm ↔ 120mm
→ 120mm ø
A60, E27, 1 x 60W

2. 93660/35

‡ 1000mm ↔ 120mm
→ 120mm ø
A60, E27, 1 x 60W



1-2



1-2



2



LED
incl.

1 - 3

Hardwood

oak / white
wood / metal / glass

1. G94477/35

‡ 65mm ↔ 290mm
→ 290mm ø
LED integr., 1 x 15W ☑
1 x 1200 lm, 3000 K

1



1200
LUMEN

2. G94478/35

‡ 65mm ↔ 400mm
→ 400mm ø
LED integr., 1 x 15W ☑
1 x 2100 lm, 3000 K

2



2100
LUMEN

3. G94479/35

‡ 65mm ↔ 290mm
→ 570mm ø
LED integr., 1 x 15W ☑
1 x 2100 lm, 3000 K

3



2100
LUMEN



Sherwood

oak / red
wood / glass

1.93649/00

‡ 1000mm ↔
→ ø 240mm
A60, E27, 1 x 60W

1





1 - 2



1 - 2

Bio


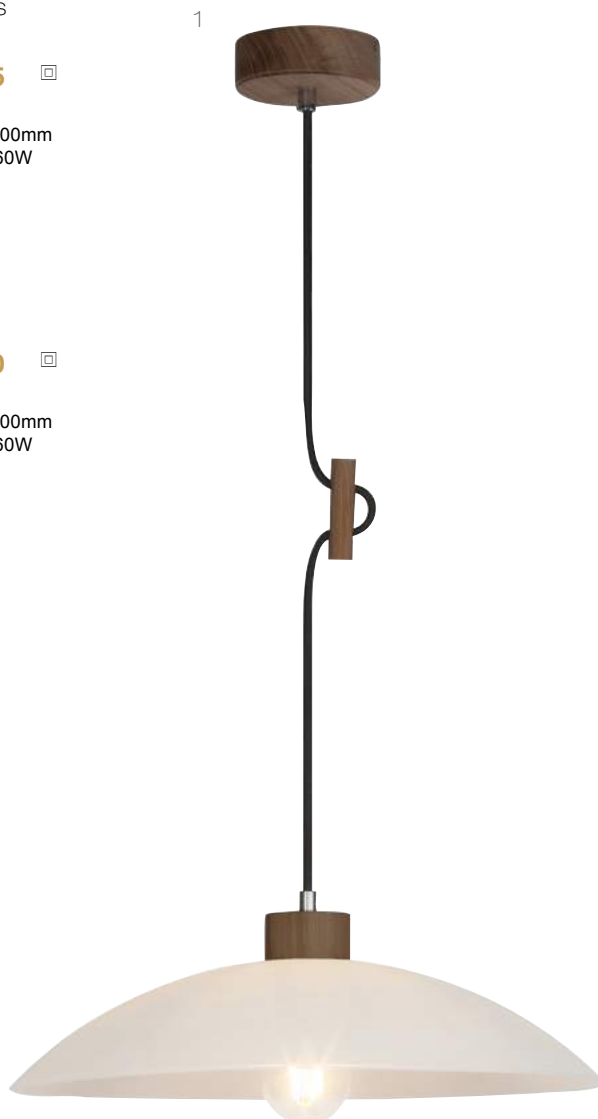
oak / birch / white
wood / glass

1. 93610/35

↑ 730mm ↔
→ ø 400mm
A60, E27, 1 x 60W

2. 93610/50

↑ 730mm ↔
→ ø 400mm
A60, E27, 1 x 60W





Umbrella

oak / anthracite
wood / textile

1.94948/63 

↑ 630mm ↔
→ ø 255mm
A60, E27, 1 x 60W

1





Yorkshire

oak
wood

1.94922/35

↑ 100mm ↔
→ ø 100mm
A60, E27, 1 x 60W

2.94921/35

↑ 100mm ↔ 100mm
→ 100mm ø
A60, E27, 1 x 60W





Plant

oak / anthracite / white
wood / textile

1. 94924/63

↑ 320mm ↔ 250mm
→ 250mm ø
A60, E27, 1 x 60W


1



2. 94923/35

↑ 320mm ↔
→ ø 250mm
A60, E27, 1 x 60W

2





1 - 3



1 - 3

Coppa

white
metal/wood

1. 93546/05

↑ 1100mm ↔
→ ø 220mm
A60, E27, 1 x 60W



North

wood light/dark wood/white
metal/wood

2. 93561/70

↑ 1030mm ↔
→ ø 115mm
A60, E27, 1 x 60W



3. 93561/75

↑ 1030mm ↔
→ ø 115mm
A60, E27, 1 x 60W



3





Brandon

white / wood
bamboo / textile

1.94917/05 

‡ 1450mm ↔
→ ø 400mm
A60, E27, 1 x 40W





1 - 3



4

Elias

white / green / black / wood
wood / metal

1. 94918/75

‡ 540mm ↔ 200mm
→ 700mm ø
A60, E27, 1 x 40W



2. 94918/74

‡ 540mm ↔ 200mm
→ 700mm ø
A60, E27, 1 x 40W



3. 94918/76

‡ 540mm ↔ 200mm
→ 700mm ø
A60, E27, 1 x 40W



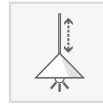
4. 94919/76

‡ 1400mm ↔ 280mm
→ 1420mm ø
A60, E27, 1 x 40W





1



1-3



2



3

Sansibar

wood / white
wood / acrylic

1. 93646/75

↑ 400mm ↔
→ ø 430mm
A60, E27, 1 x 60W

2. 93647/75

↑ 588mm ↔
→ ø 300mm
A60, E27, 1 x 60W

3. 93648/75

↑ 1600mm ↔
→ ø 430mm
A60, E27, 1 x 60W





GLASS



Mit GLASS einen cleanen Lebensraum schaffen.

ÜBERZEUGT DURCH:

- ▶ saubere Verarbeitung
- ▶ Made in Europe
- ▶ klassisches und zeitloses Design und somit vielfältig einsetzbar
- ▶ Material erzeugt klare Raumatmosphäre



Create a clean living space with GLASS.

A REAL WINNER WITH:

- ▶ Precise craftsmanship
- ▶ Made in Europe
- ▶ Classic and timeless design making it very versatile
- ▶ Material creates a bright, clear atmosphere



Créez un intérieur épuré avec GLASS

SÉDUIT PAR:

- ▶ ses finitions soignées
- ▶ son label Made in Europe
- ▶ son design classique et intemporel, qui s'adapte à tous styles de décoration
- ▶ un matériau qui apporte une ambiance épurée à la pièce



Creare uno spazio vitale pulito, con GLASS.

CONVINCE GRAZIE A:

- ▶ lavorazione pulita
- ▶ Made in Europe
- ▶ design classico e senza tempo, quindi utilizzabile in svariati contesti
- ▶ il materiale crea un'atmosfera chiara nella stanza






Titanic

chrome / transparent
metal / glass

1.93654/15 

↑ 1460mm ↔
→ ∅ 360mm
A60, E27, 1 x 40W





1 - 2



1 - 2


Riga

chrome / transparent
metal / glass

1.93643/15

↑ 1500mm ↔
→ 100mm ∅ 200mm
A60, E27, 1 x 60W

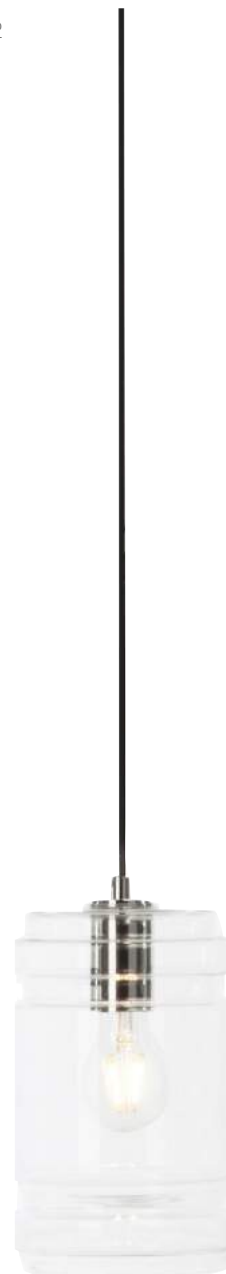
1



2

2.93642/15

↑ 1500mm ↔
→ 100mm ∅ 145mm
A60, E27, 1 x 60W





1 - 2



1 - 2


Stockholm

chrome / transparent / blue
metal / glass

1.93650/00

↑ 1500mm ↔
→ ∅ 250mm
A60, E27, 1 x 60W


1



2

2.93650/03

↑ 1500mm ↔
→ ∅ 250mm
A60, E27, 1 x 60W





1 - 2



1 - 2

Mandal

chrome / transparent
metal / glas

1.93639/15

↑ 1500mm ↔
→ 250mm ∅ 350mm
A60, E27, 1 x 60W

2.93640/15

↑ 1500mm ↔ 650mm
→ 250mm ∅
A60, E27, 2 x 60W





1 - 3



1 - 3

Sandness

chrome / transparent / copper / smoke glass
metal / glass

1. 93645/15

↑ 1500mm ↔
→ ø 250mm
A60, E27, 1 x 60W

2. 93645/29

↑ 1500mm ↔
→ ø 250mm
A60, E27, 1 x 60W

3. 93645/93

↑ 1500mm ↔
→ ø 250mm
A60, E27, 1 x 60W



NEO RETRO





**Mit NEO RETRO zurück
in eine stilvolle Zukunft.**

BESTICHT DURCH:

- ▶ nostalgische und moderne Elemente vereint für einen zeitgemäßen Wohnstil
- ▶ ungewöhnliche Formen in ausdrucksstarken Designs für individuelles Wohnen
- ▶ die Trendfarbe Kupfer schafft ein modernes Wohnerleben



**Step back in time for a stylish
future with NEO RETRO.**

APTIVATING WITH:

- ▶ Nostalgic and modern elements combined to create a contemporary style
- ▶ Extraordinary shapes in bold designs for a unique living space
- ▶ The latest colour trend, copper, creates a modern atmosphere



**Avec NEO RETRO, embarquez
pour un retour vers le futur
tout en élégance**

SÉDUIT PAR:

- ▶ ses éléments nostalgiques et modernes à la fois, pour créer un intérieur au style intemporel
- ▶ des lignes originales et des designs expressifs, pour une décoration personnalisée
- ▶ la couleur cuivre tendance, qui apporte une touche de modernité



**Ritorno a un futuro di gran
stile, con NEO RETRO.**

SEDUCE GRAZIE A:

- ▶ elementi nostalgici e moderni uniti per uno stile living contemporaneo
- ▶ forme insolite in design fortemente espressivi, per un ambiente living individuale
- ▶ il color rame, di grande tendenza, crea un'esperienza moderna per la propria casa

Synergy

black / copper
metal

1.93592/29 ☼

↑ 1430mm ↔
→ ø 260mm
A60, E27, 1 x 60W

2.93593/76 ☐

↑ 185mm ↔
→ ø 220mm
A60, E27, 1 x 60W



1



1



2





1 - 2

Grigory

black / copper
metal / textile

1. **94905/76**

↑ 485mm ↔
→ ø 245mm
D45, E14, 1 x 40W

1



Home

copper / black
metal

2. **94906/76**

↑ 270mm ↔ 245mm
→ 245mm ø
A60, E27, 1 x 60W

2





1-2



1-2


Tycho

black / copper
metal

1. **93594/76** ⊕

↑ 1490mm ↔ 250mm
→ 250mm Ø
A60, E27, 1 x 60W

1




Coriolis

black / copper
metal

2. **93595/76** ⊕

↑ 1280mm ↔
→ 50mm Ø 245mm
A60, E27, 1 x 60W

2





Pure

black / copper
metal

1.93557/06 

↑ 1200mm ↔

→ ø 390mm

A60, E27, 1 x 60W





1-2



1-2

Hippolyte

black / copper
metal

1. **93597/29** ☼

↑ 1310mm ↔
→ Ø 255mm
A60, E27, 1 x 60W



1

2



Leonid

black
metal

2. **93601/06** ☐

↑ 1340mm ↔
→ Ø 200mm
A60, E27, 1 x 60W



1

2





1-2



1-2

Feodora

black / copper
metal

1. **93611/29** ⊕

↑ 1550mm ↔
→ ø 300mm
A60, E27, 1 x 60W

1




Kago

black / copper
metal

2. **93612/29** ⊕

↑ 1470mm ↔ 180mm
→ 180mm ø
A60, E27, 1 x 60W

2





Athena

copper / transparent
metal / glass

1. **94427/29** ☼

‡ 215mm ↔ 300mm
→ 85mm ø
A60, E27, 1 x 60W

1



Filament bulbs for Neo Retro

2. **96660A00**

Candle E14
‡ 100mm ↔
→ ø 35mm
3W, 350lm, 3000K

3. **96659A00**

Ambience E27
‡ 105mm ↔
→ ø 60mm
3,5W, 350lm, 3000K

4. **96694A10**

Ambience E27
‡ 140mm ↔
→ ø 64mm
4W, 350lm, 2500K



2



3



4



1-2



1-2

Dalma

copper
metal

1. **93478/29** ⊕

↑ 1400mm ↔
→ ∅ 300mm
A60, E27, 1 x 42W

1

2

Coppra

antique brass
metal

2. **93552/31** ⊕

↑ 1180mm ↔
→ ∅ 40mm
A60, E27, 1 x 60W





1-3



1-3

Dalma

black / copper
metal

1. 21010/76

‡ 160mm ↔ 100mm
→ 135mm Ø
QT14, G9, 1 x 33W

1



2. 21013/76

‡ 200mm ↔ 315mm
→ 170mm Ø
QT14, G9, 2 x 33W



3. 21034/76

‡ 160mm ↔
→ Ø 220mm
QT14, G9, 3 x 33W

3





1-3



1



1-3

Dalma

black / copper
metal

1. 21074/76

‡ 1330mm ↔ 755mm
→ 80mm ø
QT14, G9, 4 x 33 W

2. 21094/76

‡ 200mm ↔ 400mm
→ 250mm ø
QT14, G9, 4 x 33 W

3. 21096/76

‡ 200mm ↔ 710mm
→ 420mm ø
QT14, G9, 6 x 33 W



Dalma

black / copper
metal

1. 21048/76

↑ 405mm ↔
→ 145mm ø 130mm
QT14, G9, 1 x 33 W

2. 21059/76

↑ 1655mm ↔
→ ø 220mm
QT14, G9, 3 x 33 W



1 - 2



1



2



Shoot

satin nickel / black
metal / glass

1. 93599/13

↑ 1280mm ↔
→ ø 630mm
QT14, G9, 9 x 33W

2. 93599/06

↑ 1280mm ↔
→ ø 630mm
QT14, G9, 9 x 33W



1-2



1-2



1



2



Fleetwood

cement finish
metal

1.93588/70 

↑ 1160mm ↔

→ ∅ 365mm

A60, E27, 1 x 60W





1-2



2

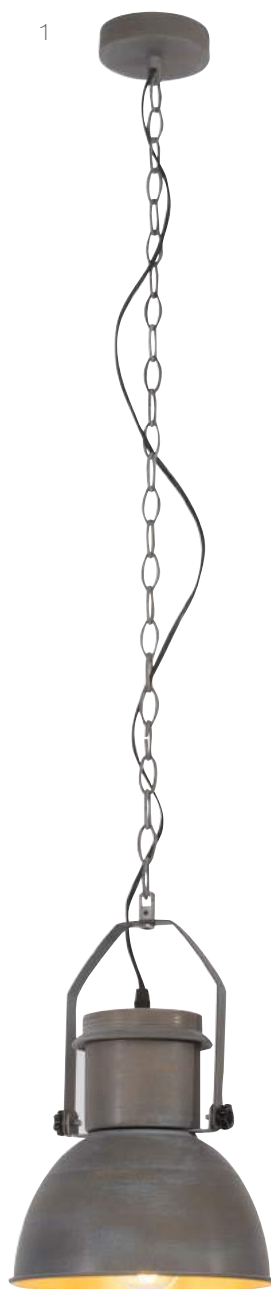
Salford

cement finish
metal


1. **93590/70** □

↑ 1160mm ↔
→ ∅ 230mm
A60, E27, 1 x 60W

1



2



Grimsby

cement finish
metal

2. **93589/70** □

↑ 1240mm ↔
→ ∅ 305mm
A60, E27, 1 x 60W



1 - 2



3 - 4

Route 66

black / copper / satin nickel / chrome
metal

1. 94863/76

↑ 890mm ↔
→ ∅ 270mm
D45, E14, 1 x 40W

1



2. 94863/77

↑ 890mm ↔
→ ∅ 270mm
D45, E14, 1 x 40W

2



3. 94862/76

↑ 440mm ↔
→ 160mm ∅ 270mm
D45, E14, 1 x 40W

3



4. 94862/77

↑ 440mm ↔
→ 160mm ∅ 270mm
D45, E14, 1 x 40W

4





1 - 3

Martu

chrome
metal

1. 22790/15

↑ 1200mm ↔
→ ø 400mm
A60, E27, 1 x 60W

1



2. 22770/15

↑ 950mm ↔
→ ø 255mm
A60, E27, 1x60W

2



3. 22710/15

↑ 230mm ↔
→ 220mm ø 175mm
A60, E27, 1x60W





INDUSTRIAL



Mit INDUSTRIAL zum Fabric-Chic.

MERKMALE:

- ▶ Used-Look für einen zwanglosen Auftritt mit großer Wirkung
- ▶ Designs erlauben kontrastreiche Inszenierungen für ein ausgefallenes Ambiente
- ▶ grobe Optik ist perfekt für den extravaganen Einrichtungsstil



Create fabric-chic with INDUSTRIAL.

FEATURES:

- ▶ "Used" look for a casual appearance with big impact
- ▶ Designs allow for highly contrasting arrangements to create a unique environment
- ▶ Rough appearance is perfect for an extravagant interior design style



Avec INDUSTRIAL, mélangez style industriel et élégance.

CARACTÉRISTIQUES:

- ▶ un look used pour un style décontracté, qui fait forte impression
- ▶ des designs qui permettent de créer des scènes contrastées et une ambiance originale
- ▶ un aspect brut pour un aménagement au style extravagant



Il fabric chic di INDUSTRIAL.

CARATTERISTICHE:

- ▶ look usato per un aspetto rilassato di grande effetto
- ▶ i design permettono di creare scene dai grandi contrasti per un ambiente particolare
- ▶ l'aspetto grezzo è perfetto per un arredamento dallo stile stravagante





1 - 2

Anouk

concrete
metal / glass

1. 93444/70 ☺

↑ 1300mm ↔
→ ∅ 475mm
A60, E27, 1 x 60W



2. F-93444/70 ☺

↑ 1300mm ↔
→ ∅ 475mm
A60, E27, 1 x 60W





Bente

concrete
metal

1. G26310/70

↑ 135mm ↔
→ Ø 85mm
LED, GU10, 1 x 4W ☒
1 x 350 lm, 3000 K

1



350
LUMEN

2. G26324/70

↑ 135mm ↔
→ Ø 165mm
LED, GU10, 2 x 4W ☒
2 x 350 lm, 3000 K

2



700
LUMEN

3. G26334/70

↑ 135mm ↔
→ Ø 215mm
LED, GU10, 3 x 4W ☒
3 x 350 lm, 3000 K

3



1050
LUMEN



1-3



1-3

Rider

concrete
metal / glass

1. 14910/70

‡ 190mm ↔ 120mm
→ 220mm ø
QT14, G9, 1 x 33W



2. 14913/70

‡ 220mm ↔ 370mm
→ 140mm ø
QT14, G9, 2 x 33W



3. 14932/70

‡ 210mm ↔ 830mm
→ 140mm ø
QT14, G9, 4 x 33W





1 - 4

Bobbi

concrete
metal / glass

1. 94458/70

↑ 85mm ↔ 210mm
→ 105mm ∅
A60, E27, 1 x 40W



2. 94459/70

↑ 110mm ↔ 280mm
→ 160mm ∅
A60, E27, 1 x 40W



Lauren

concrete
metal / glass

3. 94480/70

↑ 85mm ↔
→ ∅ 190mm
A60, E27, 1 x 40W



4. 94481/70

↑ 105mm ↔
→ ∅ 255mm
A60, E27, 2 x 40W





1 - 2

Typhoon

concrete
metal

1. 94492/70

↑ 145mm ↔
→ Ø 340mm
A60, E27, 2 x 60W

1



2. 94491/70

↑ 100mm ↔
→ Ø 290mm
A60, E27, 1 x 60W

2





1 - 2

Rings

concrete
metal

1. 94944/70

↑ 460mm ↔
→ Ø 260mm
A60, E27, 1 x 60W

2. 94945/70

↑ 1550mm ↔
→ Ø 310mm
A60, E27, 1 x 60W



1



2



1 - 2

Jesper

concrete
metal / glass

1. 23770/70

↓ 1440mm ↔
→ Ø 470mm
A60, E27, 1 x 60W



2. 23771/70

↓ 1500mm ↔
→ Ø 480mm
A60, E27, 1 x 60W





2



1, 3

Jesper

concrete
metal

1. 23758/70

↑ 1565mm ↔ 465mm
→ 280mm ∅
A60, E27, 1 x 40W



2. 23710/70

↑ 345mm ↔ 295mm
→ 175mm ∅
A60, E27, 1 x 40W



3. 23749/70

↑ 575mm ↔ 285mm
→ 185mm ∅
A60, E27, 1 x 40W





1 - 2



1 - 2

Dirt

rust colour
metal

1. 93613/74

↑ 1300mm ↔
→ ∅ 350mm
A60, E27, 1 x 60W

1



2. 93613/55

↑ 1300mm ↔
→ ∅ 260mm
A60, E27, 1 x 60W

2





1-2



1-2

Rope

concrete
metal

1. 93614/70

↑ 1310mm ↔
→ Ø 470mm
A60, E27, 1 x 60W

1



Torres

concrete
metal

1. 93615/70

↑ 1150mm ↔
→ Ø 365mm
A60, E27, 1 x 60W

2





1-2



1-2

Salma

concrete
metal

1. 93616/70 ☹

↑ 1370mm ↔
→ ∅ 475mm
A60, E27, 1 x 60W

1



Bente

concrete
metal

1. 93617/70 ☐

↑ 1270mm ↔
→ ∅ 300mm
A60, E27, 1 x 60W

2





1 - 3



1 - 3

Desert

yellow / blue / oak colour
metal

1. 93618/02

↑ 1230mm ↔
→ ∅ 350mm
A60, E27, 1 x 60W

1

2. 93618/03

↑ 1230mm ↔
→ ∅ 350mm
A60, E27, 1 x 60W

2

3. 93618/72

↑ 1230mm ↔
→ ∅ 350mm
A60, E27, 1 x 60W

3





1 - 3



1 - 3

Bentli

antique / black
metal / glass

1. 26810/76

‡ 195mm ↔ 134mm
→ 154mm ø
QPAR51, GU10, 1 x 20W

1



2. 26824/76

‡ 195mm ↔ 255mm
→ 198mm ø
QPAR51, GU10, 2 x 20W

2



3. 26834/76

‡ 195mm ↔ 320mm
→ 295mm ø
QPAR51, GU10, 3 x 20W

3





1 - 2

Frieda

concrete / black
metal / wood

1. 93630/70

↑ 1400mm ↔
→ Ø 400mm
A60, E27, 1 x 60W



2. 93668/76

↑ 1400mm ↔
→ Ø 470mm
A60, E27, 2 x 60W





1 - 2

Storm

concrete
metal / glass

1. 93651/70

↑ 360mm ↔
→ Ø 160mm
A60, E27, 1 x 60W



2. 93652/70

↑ 1200mm ↔
→ Ø 210mm
A60, E27, 1 x 60W





1 - 2

Carmen

concrete
metal / glass

1. 94927/70

↑ 310mm ↔ 260mm
→ 220mm Ø
A60, E27, 1 x 40W

1



2. 94928/70

↑ 310mm ↔ 260mm
→ 220mm Ø
A60, E27, 1 x 40W

2





SPOTS



1 - 3

Grafitti

anthracite
metal

1. 94474/63

↑ 450mm ↔ 600mm
→ 400mm ø
QPAR51, GU10, 1 x 35W



2. 94475/63

↑ 200mm ↔ 360mm
→ 290mm ø
QPAR51, GU10, 1 x 35W



3. 94476/63

↑ 560mm ↔ 1550mm
→ 780mm ø
QPAR51, GU10, 4 x 35W





1 - 4



1 - 4



1 - 4

Torsion

chrome
metal / acrylic

1. G32210/15

‡ 110mm ↔ 100mm
→ 100mm Ø
LED integr., 1 x 5W ☒
1 x 318 lm, 3000 K



318
LUMEN

2. G32229/15

‡ 120mm ↔ 300mm
→ 80mm Ø
LED integr., 2 x 5W ☒
2 x 318 lm, 3000 K



636
LUMEN

3. G32230/15

‡ 120mm ↔ 500mm
→ 80mm Ø
LED integr., 3 x 5W ☒
3 x 318 lm, 3000 K



954
LUMEN

4. G32235/15

‡ 115mm ↔ 220mm
→ 220mm Ø
LED integr., 4 x 5W ☒
4 x 318 lm, 3000 K



1272
LUMEN





1-2



1-2

Movable

chrome
metal / acrylic

1. G94483/15

‡ 125mm ↔ 360mm
→ 225mm ø
LED integr., 4 x 4,7W ☒
4 x 360 lm, 3000 K

**1440
LUMEN**



2. G94484/15

‡ 125mm ↔ 600mm
→ 225mm ø
LED integr., 6 x 4,7W ☒
6 x 360 lm, 3000 K

**2160
LUMEN**





1-3



1-3

Saturno

satin nickel
metal / acrylic

1. G64710/13


↑ ↓
→ 140mm Ø 100mm
LED integr., 1 x 4,5W
1 x 400 lm, 3000 K



400
LUMEN

2. G64713/13

↑ 140mm ↔ 400mm
→ Ø
LED integr., 2 x 4,5W
2 x 400 lm, 3000 K



800
LUMEN

3. G64732/13

↑ 150mm ↔ 800mm
→ Ø
LED integr., 4 x 4,5W
4 x 400 lm, 3000 K



1600
LUMEN

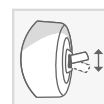




1 - 4



1 - 4



1

Target

satin nickel / chrome
metal / acrylic

1. G18810/77

↑ 130mm ↔ 95mm
→ 115mm Ø
LED integr., 1 x 5W
1 x 350 lm, 3000 K

350
LUMEN



2. G18829/77

↑ 100mm ↔ 280mm
→ 120mm Ø
LED integr., 2 x 5W
2 x 350 lm, 3000 K

700
LUMEN



3. G18830/77

↑ 100mm ↔ 390mm
→ 120mm Ø
LED integr., 3 x 5W
3 x 350 lm, 3000 K

1050
LUMEN



4. G18835/77

↑ 100mm ↔ 220mm
→ 220mm Ø
LED integr., 4 x 5W
4 x 350 lm, 3000 K

1400
LUMEN





1-5




1-5

Stairs

satin nickel / chrome
metal / acrylic

1. G15210/77

↑ 85mm ↔
→ 145mm ø 110mm
LED integr., 1 x 5W ✓
1 x 400 lm, 3000 K




2. G15229/77

↑ 145mm ↔ 320mm
→ 80mm ø
LED integr., 2 x 5W ✓
2 x 400 lm, 3000 K



3. G15232/77

↑ 180mm ↔ 772mm
→ 145mm ø
LED integr., 4 x 5W ✓
4 x 400 lm, 3000 K



4. G15234/77

↑ 145mm ↔
→ ø 210mm
LED integr., 3 x 5W ✓
3 x 400 lm, 3000 K



5. G15206/77

↑ 180mm ↔ 1500mm
→ 145mm ø
LED integr., 6 x 5W ✓
6 x 400 lm, 3000 K





1 - 4



1 - 4

Beauty

satin nickel / chrome
metal / acrylic

1. G26110/77

↑ 120mm ↔ 115mm
→ 120mm Ø
LED integr., 1 x 4W ☒
1 x 320 lm, 3000 K



2. G26113/77

↑ 142mm ↔ 315mm
→ 120mm Ø
LED integr., 2 x 4W ☒
2 x 320 lm, 3000 K




3. G26133/77

↑ 150mm ↔
→ Ø 250mm
LED integr., 3 x 4W ☒
3 x 320 lm, 3000 K



4. G26131/77

↑ 150mm ↔ 590mm
→ 155mm Ø
LED integr., 4 x 4W ☒
4 x 320 lm, 3000 K





1 - 4



1 - 4

Walk

satin nickel
metal / plastic

1. G20410/13

↑ 130mm ↔
→ 150mm ø 80mm
LED integr., 1 x 4W ☒
1 x 372 lm, 3000 K



**372
LUMEN**

2. G20413/13

↑ 145mm ↔ 305mm
→ 170mm ø
LED integr., 2 x 4W ☒
2 x 372 lm, 3000 K



**744
LUMEN**

3. G20432/13

↑ 160mm ↔ 785mm
→ 180mm ø
LED integr., 4 x 4W ☒
4 x 372 lm, 3000 K



**1488
LUMEN**

4. G20433/13

↑ 145mm ↔
→ ø 270mm
LED integr., 3 x 5W ☒
3 x 372 lm, 3000 K



**1116
LUMEN**



1 - 4



1 - 4

More

chrome
metal / plastic

1. G13610/15

‡ 90mm ↔
→ 120mm ø 90mm
LED integr., 1 x 5W ☒
1 x 400 lm, 3000 K



400
LUMEN

2. G13613/15

‡ 110mm ↔ 305mm
→ 140mm ø
LED integr., 2 x 5W ☒
2 x 400 lm, 3000 K



800
LUMEN

3. G13632/15

‡ 110mm ↔ 795mm
→ 140mm ø
LED integr., 4 x 5W ☒
4 x 400 lm, 3000 K



1600
LUMEN

4. G13633/15

‡ 110mm ↔
→ 140mm ø 250mm
LED integr., 3 x 5W ☒
3 x 400 lm, 3000 K



1200
LUMEN



1-3



1-3

Bulb

chrome / transparent
metal / glass

1. 21210/15

‡ 170mm ↔
→ 100mm ø 93mm
QT14, G9, 1 x 33W

1



2. 21213/15

‡ 195mm ↔ 370mm
→ 120mm ø
QT14, G9, 2 x 33W

2



3. 21216/15

‡ 195mm ↔ 530mm
→ 120mm ø
QT14, G9, 3 x 33W

3





1 - 4



1 - 4

Celest

chrome / transparent
metal / glass

1. G21910/15

‡ 135mm ↔
→ 170mm ø 150mm
LED integr., 1 x 5W ☒
1 x 350 lm, 3000 K



**350
LUMEN**

2. G21913/15

‡ 150mm ↔ 350mm
→ 180mm ø
LED integr., 2 x 5W ☒
2 x 350 lm, 3000 K



**700
LUMEN**

3. G21932/15

‡ 170mm ↔ 680mm
→ 205mm ø
LED integr., 4 x 5W ☒
4 x 350 lm, 3000 K



**1400
LUMEN**

4. G21906/15

‡ 165mm ↔ 700mm
→ 480mm ø
LED integr., 6 x 5W ☒
6 x 350 lm, 3000 K



**2100
LUMEN**



1-3



1-3

Benko

satin nickel / chrome
metal / acrylic

1. G26210/77

‡ 150mm ↔ 80mm
→ 175mm Ø
LED integr., 1 x 5W ☒
1 x 400 lm, 3000 K



400
LUMEN

2. G26229/77

‡ 175mm ↔ 330mm
→ 75mm Ø
LED integr., 2 x 5W ☒
2 x 400 lm, 3000 K



800
LUMEN

3. G26230/77

‡ 175mm ↔ 510mm
→ 75mm Ø
LED integr., 3 x 5W ☒
3 x 400 lm, 3000 K



1200
LUMEN



1-3



1-3

Furore

satin nickel / white
metal / glass

1. 65013/77

‡ 220mm ↔ 380mm
→ ∅
C35, E14, 2 x 28W

1



2. 65034/77

‡ 180mm ↔
→ ∅ 235mm
C35, E14, 3 x 28W

2



3. 65010/77

‡ 180mm ↔
→ 140mm ∅ 90mm
C35, E14, 1 x 28W

3



LED
incl.

1 - 4

Window

satin nickel
metal / acrylic

1. G19091/13

‡ 100mm ↔ 100mm
→ 90mm Ø
LED, GU10, 1 x 3W ☑
1 x 250 lm, 3000 K

**250
LUMEN**



2. G19092/13

‡ 90mm ↔ 400mm
→ 80mm Ø
LED, GU10, 2 x 3W ☑
2 x 250 lm, 3000 K

2

**500
LUMEN**



3. G19093/13

‡ 90mm ↔ 600mm
→ 80mm Ø
LED, GU10, 3 x 3W ☑
3 x 250 lm, 3000 K

3

**750
LUMEN**



4. G19094/13

‡ 90mm ↔ 800mm
→ 80mm Ø
LED, GU10, 4 x 3W ☑
4 x 250 lm, 3000 K

4

**1000
LUMEN**



LED
incl.

1 - 2

Window

satin nickel
metal / acrylic

1. G19035/13

‡ 90mm ↔ 400mm
→ 400mm Ø
LED, GU10, 4 x 3W ☑
4 x 250 lm, 3000 K

1



**1000
LUMEN**

2. G19095/13

‡ 90mm ↔ 500mm
→ 500mm Ø
LED, GU10, 5 x 3W ☑
5 x 250 lm, 3000 K

2



**1250
LUMEN**





1-5



1-5



1

Sedna

satin nickel
metal / acrylic

1. G36201/77

‡ 80mm ↔ 80mm
→ 150mm Ø
LED, GU10, 1 x 4W ✓
1 x 400 lm, 3000 K



400
LUMEN

2



400
LUMEN

2. G36210/77

‡ 80mm ↔ 80mm
→ 150mm Ø
LED, GU10, 1 x 4W ✓
1 x 400 lm, 3000 K

3



800
LUMEN

3. G36229/77

‡ 165mm ↔ 355mm
→ 80mm Ø
LED, GU10, 2 x 4W ✓
2 x 400 lm, 3000 K

4



1200
LUMEN

4. G36230/77

‡ 165mm ↔ 605mm
→ 80mm Ø
LED, GU10, 3 x 4W ✓
3 x 400 lm, 3000 K

5



1600
LUMEN

5. G36231/77

‡ 165mm ↔ 855mm
→ 80mm Ø
LED, GU10, 4 x 4W ✓
4 x 400 lm, 3000 K



1 - 4



1 - 4

Frame

satin nickel
metal / acrylic

1. G37410/77

↑ 100mm ↔ 100mm
→ 160mm Ø
LED, GU10, 1 x 4W ✓
1 x 400 lm, 3000 K



2. G37429/77

↑ 160mm ↔ 400mm
→ 80mm Ø
LED, GU10, 2 x 4W ✓
2 x 400 lm, 3000 K



3. G37430/77

↑ 160mm ↔ 600mm
→ 80mm Ø
LED, GU10, 3 x 4W ✓
3 x 400 lm, 3000 K



4. G37431/77

↑ 160mm ↔ 800mm
→ 80mm Ø
LED, GU10, 4 x 4W ✓
4 x 400 lm, 3000 K





1-3



1-3

Different

white
metal

1. 27010/05

‡ 120mm ↔
→ 80mm ø 70mm
QPAR51, GU10, 1 x 35W



2. 27030/05

‡ 120mm ↔ 250mm
→ 80mm ø
QPAR51, GU10, 3 x 35W



3. 27035/05

‡ 195mm ↔ 250mm
→ 250mm ø
QPAR51, GU10, 4 x 35W





1-2



2

Different

white
metal

1. 27091/05

↑ 95mm ↔
→ Ø 55mm
QPAR51, GU10, 1 x 35W

1



2. 94416/05

↑ 93mm ↔ 1190mm
→ 145mm Ø
QPAR51, GU10, 6 x 35W

2





1 - 3

White Ball

white
metal

1. 35610/05

‡ 155mm ↔
→ Ø 120mm
LED, GU10, 1 x 3W

1



2. 35634/05

‡ 155mm ↔
→ Ø 290mm
LED, GU10, 3 x 3W

2



3. 35631/05

‡ 155mm ↔ 690mm
→ 120mm Ø
LED, GU10, 4 x 3W

3





1 - 4



1 - 4



1

Comb

satin nickel / chrome
metal / plastic

1. G12211/77

↑ 150mm ↔
→ 170mm ø
LED integr., 1 x 4,5W ☒
1 x 360 lm, 3000 K

**360
LUMEN**



2. G12213/77

↑ 160mm ↔ 370mm
→ 100mm ø
LED integr., 2 x 4,5W ☒
2 x 360 lm, 3000 K

2

**720
LUMEN**



3. G12234/77

↑ 120mm ↔
→ ø 360mm
LED integr., 3 x 4,5W ☒
3 x 360 lm, 3000 K

3

**1120
LUMEN**



4. G12232/77

↑ 160mm ↔ 720mm
→ 190mm ø
LED integr., 4 x 4,5W ☒
4 x 360 lm, 3000 K

4

**1440
LUMEN**



ESSENTIAL



LED
incl.



Inaya

chrome
metal / plastic

1. G93575/15

‡ 1500mm ↔
→ Ø 1000mm
LED integr., 1 x 69W ☒
1 x 3650 lm, 3000 K

1



3650
LUMEN

XXL
FORMAT
1000 MM





1-2



1-2




2

Sailing

chrome
metal / glass

1. G93644/15

↑ 88mm ↔ 1190mm
→ 200mm ∅
LED integr., 6 x 4W ☒
6 x 400 lm, 3100 K



2400
LUMEN

2. G93586/15

↑ 1180mm ↔ 1200mm
→ 75mm ∅
LED integr., 5 x 6W ☒
5 x 600 lm, 3100 K



3000
LUMEN



Panaro

satin nickel
metal/ glass

1. G93548/13

‡ 1510mm ↔ 800mm
→ 120mm ø
LED integr., 4 x 4,5W
4 x 360 lm, 3000 K



1440
LUMEN



Clap

chrome
metal

1. G94909/15

↑ 450mm ↔

→ ∅ 35mm

LED integr., 1 x 3W

1 x 240 lm, 3000 K



240
LUMEN



Music

satin nickel
metal/plastic

1. G94403/13

↑ 105mm ↔ 85mm
→ 125mm
LED integr., 1 x 3W ☒
1 x 250 lm, 3000 K

250
LUMEN



For use **In-** and **Outdoor**,
colour temperature: **warm white**,
high soundquality, **IP 44**, free **App**



1-2



1-2



1-2

Nele

white / black
metal / plastic

1. G94920/05

‡ 625mm ↔ 145mm
→ 145mm ø
LED integr., 1 x 5W ☒
1 x 300 lm, 6000 K

1




300
LUMEN

2. G94920/06

‡ 625mm ↔ 145mm
→ 145mm ø
LED integr., 1 x 5W ☒
1 x 300 lm, 6000 K

2



300
LUMEN



Glenn

white / black
plastic

1. G94871/05

↑ 550mm ↔ 150mm
→ 150mm ø
LED integr., 1 x 5W ☒
1 x 200 lm, 2800 - 6500 K



200
LUMEN

2. G94871/06

↑ 550mm ↔ 150mm
→ 150mm ø
LED integr., 1 x 5W ☒
1 x 200 lm, 2800 - 6500 K



200
LUMEN



Thermometer

Time

Date

LCD Screen



cold white



warm white



neutral white

LED
incl.

1 - 5

Mountain

chrome
metal/glass

1. G11410/15

↑ 140mm ↔ 140mm
→ 75mm ø
LED integr., 1 x 5W ☒
1 x 400 lm, 3000 K

1



400
LUMEN

2. G11429/15

↑ 65mm ↔ 340mm
→ 140mm ø
LED integr., 2 x 5W ☒
2 x 400 lm, 3000 K

2



800
LUMEN

3. G11430/15

↑ 65mm ↔ 540mm
→ 140mm ø
LED integr., 3 x 5W ☒
3 x 400 lm, 3000 K

3



1200
LUMEN

4. G11435/15

↑ 65mm ↔ 340mm
→ 340mm ø
LED integr., 4 x 5W ☒
4 x 400 lm, 3000 K

4



1600
LUMEN

5. G11431/15

↑ 65mm ↔ 680mm
→ 140mm ø
LED integr., 4 x 5W ☒
4 x 400 lm, 3000 K

5



1600
LUMEN

LED
incl.

1 - 5

World

chrome
metal/glass

1. G10431/15

‡ 65mm ↔ 660mm
→ 140mm Ø
LED integr., 4 x 5W ☒
4 x 400 lm, 3000K



1600
LUMEN

2. G10430/15

‡ 65mm ↔ 500mm
→ 140mm Ø
LED integr., 3 x 5W ☒
3 x 400 lm, 3000K



1200
LUMEN

3. G10429/15

‡ 65mm ↔ 340mm
→ 140mm Ø
LED integr., 2 x 5W ☒
2 x 400 lm, 3000K



800
LUMEN

4. G10406/15

‡ 65mm ↔ 340mm
→ 380mm Ø
LED integr., 6 x 5W ☒
6 x 400 lm, 3000K



2400
LUMEN

5. G10435/15

‡ 55mm ↔ 340mm
→ 260mm Ø
LED integr., 4 x 5W ☒
4 x 400 lm, 3000K



1600
LUMEN




1 - 3

Perry

satin nickel
metal

1. 94428/13

‡ 120mm ↔ 260mm
→ 115mm Ø
A60, E27, 1 x 60W



Slash

satin nickel / white
metal

2. 94426/13

‡ 115mm ↔ 300mm
→ 75mm Ø
QT14, G9, 2 x 33W



3. 94426/05

‡ 115mm ↔ 300mm
→ 75mm Ø
QT14, G9, 2 x 33W





1 - 2

Fizzy

transparent
metal / glass

1. **94421/00**

‡ 220mm ↔ 180mm
→ 100mm ø
C35, E14, 1 x 40W

1



Niebla

chrome / white
metal / glass

2. **94424/15**

‡ 260mm ↔ 230mm
→ 70mm ø
A60, E27, 1 x 60W

2





1 - 2

Zebra

chrome / white
metal / plastic

1. 94425/15

‡ 220mm ↔ 180mm
→ 95mm Ø
C35, E14, 1 x 40W

1



2. 94425/05

‡ 220mm ↔ 180mm
→ 95mm Ø
C35, E14, 1 x 40W

2





1 - 2

Melville

satin nickel / white
metal / plastic

1. 94429/13

‡ 220mm ↔ 185mm
→ 100mm Ø
C35, E14, 1 x 40W

1



2. 94429/05

‡ 220mm ↔ 185mm
→ 100mm Ø
C35, E14, 1 x 40W

2





1 - 2

Lippa

white
metal / glass

1. 94422/05

‡ 260mm ↔ 230mm
→ 90mm Ø
A60, E27, 1 x 60W

1



2. 94423/05

‡ 290mm ↔ 290mm
→ 110mm Ø
A60, E27, 1 x 60W

2



LED
incl.

Fair

satin nickel
metal / plastic

1. G94473/13

↑ 115mm ↔ 480mm
→ 480mm ø
LED integr., 4 x 4W ☒
4 x 320 lm, 3000 K



1280
LUMEN



1 - 3

Fonda

chrome/ white
metal / glass

1. 22510/15

↑ 130mm ↔
→ 160mm Ø 90mm
QT14, G9, 1 x 33W



2. 22534/15

↑ 140mm ↔
→ Ø 300mm
QT14, G9, 3 x 33W

2



3. 22595/15

↑ 140mm ↔
→ Ø 450mm
QT14, G9, 5 x 33W

3





1



2



3

Fonda

chrome / white
metal / glass

1. 22574/15

↑ 1100mm ↔ 800mm
→ 85mm Ø
QT14, G9, 4 x 33W

2. 22559/15

↑ 1620mm ↔
→ Ø 250mm
QT14, G9, 3 x 33W

3. 22548/15

↑ 410mm ↔
→ Ø 130mm
QT14, G9, 1 x 33W



LED
incl.

1-5


incl.


1

Transit

nickel/aluminium
aluminium/plastic


1. G67410/21

↑ 100mm ↔ 100mm
→ 65mm ø
LED integr., 1 x 4W 
1 x 320 lm, 3000 K



320
LUMEN


2. G67429/21

↑ 70mm ↔ 260mm
→ 100mm ø
LED integr., 2 x 4W 
2 x 320 lm, 3000 K



640
LUMEN


3. G67430/21

↑ 70mm ↔ 410mm
→ 100mm ø
LED integr., 3 x 4W 
3 x 320 lm, 3000 K



960
LUMEN


4. G67435/21

↑ 70mm ↔ 280mm
→ 280mm ø
LED integr., 4 x 4W 
4 x 320 lm, 3000 K



1280
LUMEN

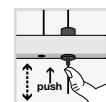
5. G67495/21

↑ 70mm ↔ 300mm
→ 300mm ø
LED integr., 5 x 4W 
5 x 320 lm, 3000 K



1600
LUMEN

LED
incl.

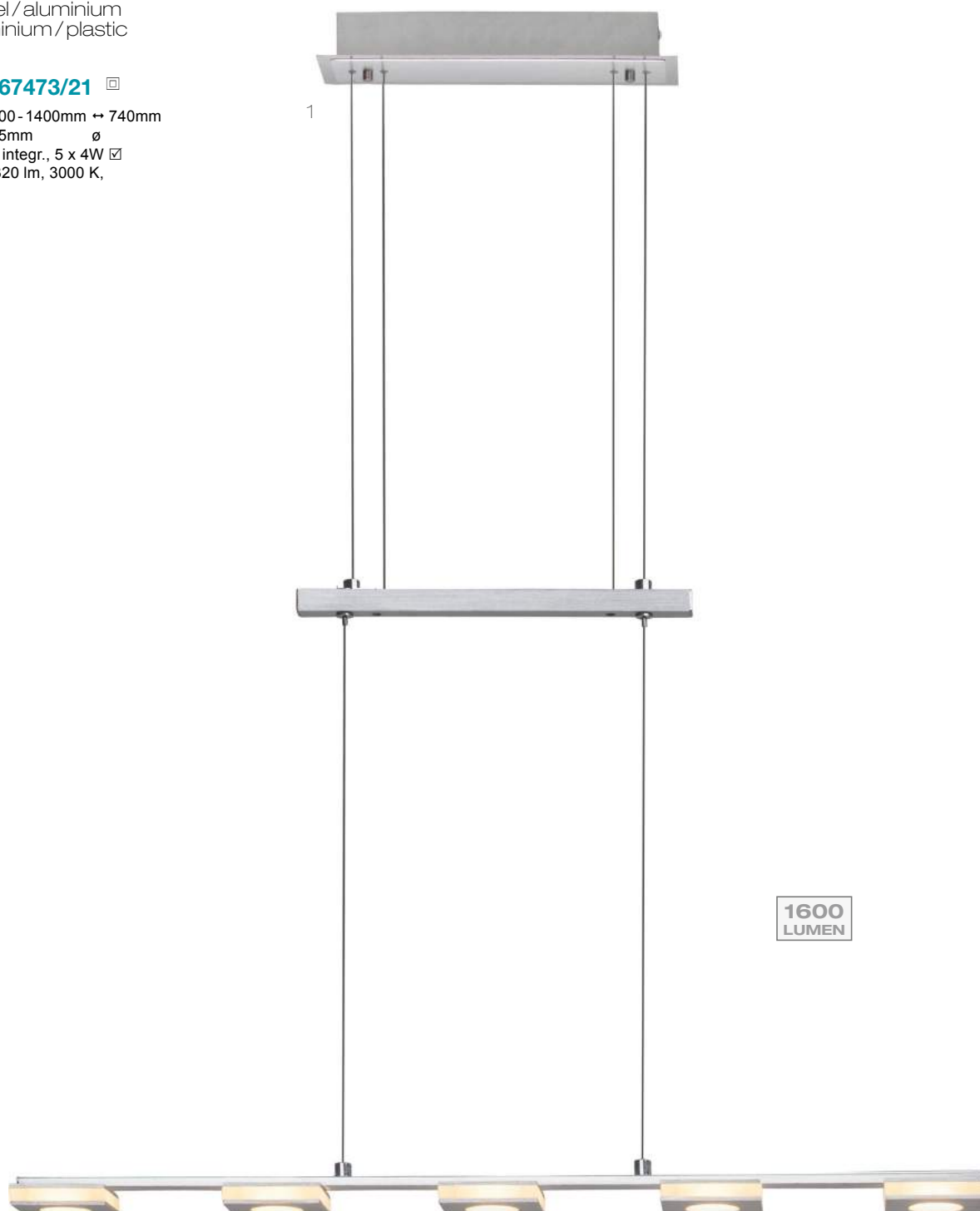


Transit

nickel/aluminium
aluminium/plastic

1. G67473/21

‡ 800 - 1400mm ↔ 740mm
→ 75mm ∅
LED integr., 5 x 4W
5 x 320 lm, 3000 K,



1600
LUMEN



1 - 4



1 - 4

Formular

chrome
metal / plastic

1. G28691/15

↑ 120mm ↔ 120mm
→ 55mm Ø
LED integr., 1 x 4W ✓
1 x 320 lm, 3000 K



320
LUMEN

2. G28692/15

↑ 65mm ↔ 260mm
→ 120mm Ø
LED integr., 2 x 4W ✓
2 x 320 lm, 3000 K



640
LUMEN

3. G28693/15

↑ 65mm ↔ 370mm
→ 120mm Ø
LED integr., 3 x 4W ✓
3 x 320 lm, 3000 K



960
LUMEN

4. G28694/15

↑ 65mm ↔ 255mm
→ 255mm Ø
LED integr., 4 x 4W ✓
4 x 320 lm, 3000 K



1280
LUMEN





Tanel

white
metal / plastic

1. G94668/05

↑ ↔
→ ∅ 85mm
LED integr., 3 x 5W ☒
3 x 300 lm, 2700-6500 K





1 - 4



3 - 4

Taniel

white / satin nickel
metal / plastic

1. G94667/05

↑ ↔
→ ø 75mm
LED integr., 3 x 5W ☒
3 x 400 lm, 3000K

1



3er Set

1200
LUMEN

2. G94667/13

↑ ↔
→ ø 75mm
LED integr., 3 x 5W ☒
3 x 400 lm, 3000K

2



3er Set

1200
LUMEN

Franca

white / satin nickel
metal / plastic

3. G94673/05

↑ ↔
→ ø 85mm
LED, GU10, 3 x 4W ☒
3 x 350 lm, 3000K

3



3er Set

1050
LUMEN

4. G94673/13

↑ ↔
→ ø 85mm
LED, GU10, 3 x 4W ☒
3 x 350 lm, 3000K

4



3er Set

1050
LUMEN



1 - 2



3

Darcey

white
aluminium / glass

1. 94671/05

↑ ↔
→ ø 84mm
QPAR51, GU10, 1 x 28W


1



2. 94672/05

↑ ↔
→ ø 84mm
QPAR51, GU10, 3 x 28W

2



3er Set

Lawina

chrome
aluminium / glass

3. 94669/15

↑ ↔
→ ø 85mm
QPAR51, GU10, 1 x 28W

3





Evergreen

white
plastic

1. G96284/72

↑ 280mm ↔
→ ø 160mm
LED integr., 1 x 2W ☑



LED lightstrip


CHANGES COLOR IN TIME WITH THE MUSIC

- 🎵 8 colors and 8 different programs
- 🎵 4 programs can „listen“ and flash in time with the music
- 🎵 IP65 strip
- 🎵 Transformer and remote control incl.
- 🎵 Easy to use self-adhesive lightstrip
- 🎵 Adjustable length:
can be cut every 10cm

Light Strip Music

transparent
plastic

1. G94432A72 

↑ ↔ 5000mm
→ ∅
LED integr., 5 x 5,5W 



EASYDIM BULBS

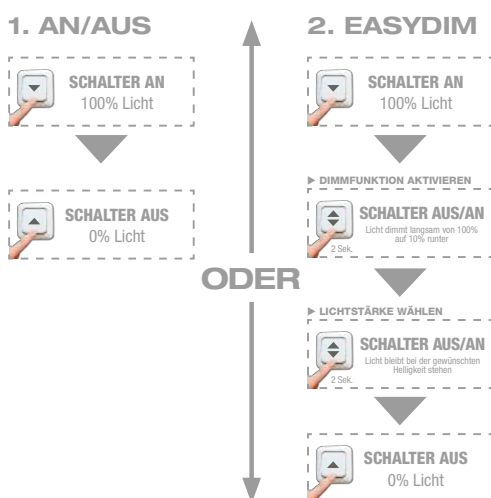


EASYDIM

EINFACHES DIMMEN MIT IHREM
HERKÖMMLICHEN LICHTSCHALTER



SO FUNKTIONIERT'S



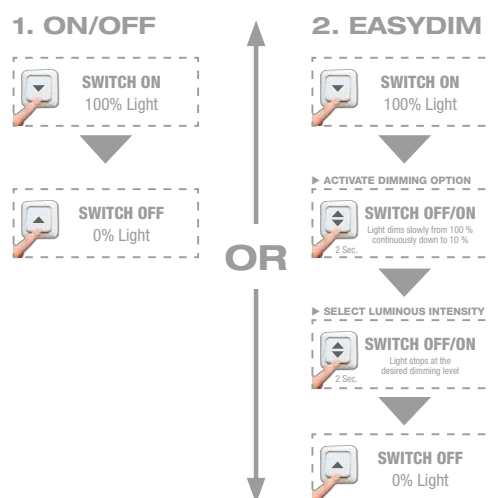
- Dimmbar mit jedem herkömmlichen Lichtschalter
- Stufenloses Dimmen für ein individuelles Lichtambiente
- Kostenersparnis: Kein eigener LED Treiber erforderlich

EASYDIM

EASY DIMMING WITH YOUR
OWN COMMON LIGHT SWITCH



THIS IS HOW IT WORKS



- Dimmable in combination with every conventional light switch
- Continuous dimming for an individual light ambience
- Cost saving: No dedicated LED driver required

SEHEN SIE SICH DAS VIDEO AN:
WATCH THE VIDEO HERE:

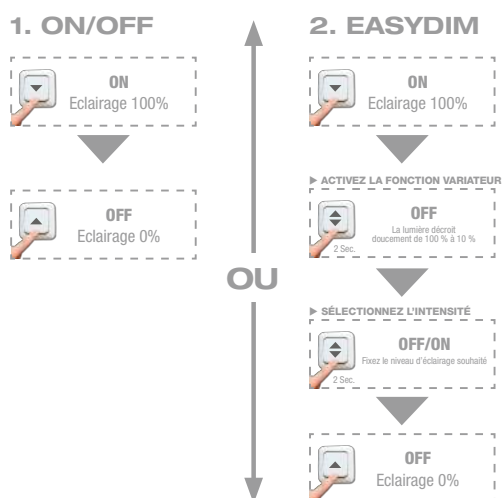


EASYDIM

RÉGLEZ L'INTENSITÉ LUMINEUSE
AVEC VOTRE INTERRUPTEUR.



COMMENT ÇA MARCHE



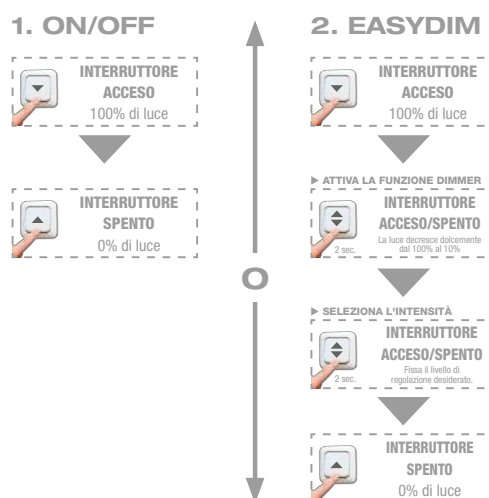
- ▶ Faites varier la lumière avec n'importe quel interrupteur conventionnel
- ▶ Variez l'intensité lumineuse pour une atmosphère personnalisée
- ▶ Aucun adaptateur LED requis

EASYDIM

FACILE REGOLAZIONE
DELLA LUCE CON IL VOSTRO
INTERRUTTORE TRADIZIONALE



FUNZIONA COSÌ



- ▶ Dimmerabile con qualunque interruttore convenzionale
- ▶ Regolazione continua per un'illuminazione personalizzata
- ▶ Riduzione dei costi: non è necessario un proprio alimentatore driver per LED

REGARDEZ LA VIDÉO:
GUARDATE IL VIDEO:



E14 Candle



| ITEM NO. | DIMENSIONS (MM) | WATT | LUMEN | KELVIN | LIFETIME | CRI | EEC |
|----------|-----------------|------|--------|--------|----------|----------|-----|
| 96697/05 | Ø 37 x 101 | 5 W | 400 lm | 3000 K | 25000 h | CRI ≥ 80 | A+ |



E14 Miniglobe



| ITEM NO. | DIMENSIONS (MM) | WATT | LUMEN | KELVIN | LIFETIME | CRI | EEC |
|----------|-----------------|------|--------|--------|----------|----------|-----|
| 96698/05 | Ø 45 x 80 | 5 W | 400 lm | 3000 K | 25000 h | CRI ≥ 80 | A+ |



E27 Ambience



| ITEM NO. | DIMENSIONS (MM) | WATT | LUMEN | KELVIN | LIFETIME | CRI | EEC |
|----------|-----------------|------|--------|--------|----------|-----------|-----|
| 96699/05 | Ø 60 x 108.5 | 10 W | 800 lm | 3000 K | 25000 h | CR I ≥ 80 | A+ |



E27 Globe



| ITEM NO. | DIMENSIONS (MM) | WATT | LUMEN | KELVIN | LIFETIME | CRI | EEC |
|----------|-----------------|------|--------|--------|----------|----------|-----|
| 96700/05 | Ø 95 x 135.5 | 12 W | 960 lm | 3000 K | 25000 h | CRI ≥ 80 | A+ |



GU10 Reflector



| ITEM NO. | DIMENSIONS (MM) | WATT | LUMEN | KELVIN | LIFETIME | CRI | EEC |
|----------|-----------------|------|--------|--------|----------|----------|-----|
| 96701/05 | Ø 50 x 58 | 5 W | 400 lm | 3000 K | 25000 h | CRI ≥ 80 | A+ |



E14 Reflector



| ITEM NO. | DIMENSIONS (MM) | WATT | LUMEN | KELVIN | LIFETIME | CRI | EEC |
|----------|-----------------|------|--------|--------|----------|----------|-----|
| 96702/05 | Ø 50 x 58 | 5 W | 400 lm | 3000 K | 25000 h | CRI ≥ 80 | A+ |



Set the mood with
easydim bulbs



Section 1 General Scope / Offers

1. Our sales and delivery terms shall be exclusively applicable; terms to the contrary or terms deviating from those of the purchaser will not be recognized by us, unless we have expressly agreed to their validity in writing. Our sales and delivery terms shall also be applicable if aware of terms to the contrary or terms deviating from purchaser's terms we will without any proviso carry out the delivery to the purchaser. An assignment ban in the Buyer's conditions is expressly refuted.

2. Any agreements entered into between us and the purchaser with the intention of implementing the contract, will have to be defined in writing.

3. Our purchasing and delivery terms shall also be applicable to all future transactions with the purchaser.

4. Our offers are net and free. Contracts will be entered into upon receipt of our written order confirmation, latest when the goods have been delivered. We can accept orders within four weeks.

Section II Prices, Freight Charges/ Payment Terms

1. Prices are net plus German value added tax (V.A.T.) and freight charges ex works or ex warehouse, unless anything else has been expressly specified in writing.

For orders exceeding a net goods value of Euro 750.-, Brilliant will not charge any freight expenses. In case of a net goods value of Euro 750.- or less, Brilliant will charge a global freight rate of 7% of the goods net value for domestic deliveries, however at least Euro 12.50.

2. Payment of the purchase price shall take place within the agreed term, with a discount of 3% within ten days after receipt of invoice or net within 30 days, unless agreed differently.

3. Bills (promissory notes), and checks will be accepted by us only upon prior agreement and provided they can be taken on discount. All discount fees shall be debited to the customer and have to remunerate to us at once. Bill or check amounts will be credited only upon definite receipt of the equivalent amount.

4. If payments are overdue, we shall be entitled to charge 8% interest for delay above the respective to as set out in § 247 of the German Civil Code. If we are able to claim a higher delay damage, we shall be entitled to assert it. Purchasers on the other hand shall be entitled to provide evidence that due to such payment delays we have either not been suffering any damage or to a much lesser extent.

5. If the purchaser will not pay its money when due or if a serious deterioration in its financial position has been incurred, we shall be entitled to make payable the entire remaining amount due, even though we already have accepted bills or checks from the purchaser. In such particular circumstances we shall be entitled to ask for prepayments or securities and to refuse fulfillment of our obligations until we have received such prepayments or securities.

If such requests will not have been fulfilled within the suitable period specified by us, we shall be justified to withdraw from the contract and/or to claim damages because of non-performance. In case of cessation of payments or over-indebtedness, an additional period of time will not be granted.

6. We shall be entitled to set off all purchaser's outstanding accounts payable to us against our outstanding accounts payable to purchaser. A set off shall be permissible even if payment of such accounts is not yet due. The purchaser's setting off rights will be acceptable only if its counterclaims have been asserted to be legal, undisputed, and approved by us. For any disputed counterclaims, purchaser shall be not able to assert any right of retention.

7. In the case of a delay with more than one liability, the complete claim against the Buyer is immediately due for payment.

8. Our claims have been relinquished in favour of the Deutsche Factoring Bank, Bremen.

Section III. Reservation of Proprietary Rights

1. All produce supplied shall remain our sole property until all outstanding accounts payable to us which we are entitled to against the purchaser for any legal reason have been paid.

If for exceptional reasons the purchaser receives from us an acceptor's bill, this reservation of proprietary rights shall secure our claims under our right of recourse against the purchaser in case of any recourse based on the bill.

2. Processing, converting and incorporating with other products shall be carried out for us as the manufacturer, yet without any risk on our part. If due to incorporation, our (co) ownership shall cease, it shall be agreed even now, that the (co) ownership in the new product shall devolve to us on the pro rata basis of its invoice value of our product to the other products at the time of processing. Purchaser shall hold our (co) property in trust for us free of charge. Any products in which we have a co-ownership, shall be termed 'reserved goods'.

3. Purchaser shall be entitled to process and sell the reserved goods in the ordinary course of business, in as much as the purchaser discharges its business relationship obligations towards us in due time. Any authorization to transfer the sale to any third parties shall be excluded if between the purchaser of the reserved goods and its clients a covenant against assignment is in existence. The purchaser shall not be entitled to pawn the reserved goods, nor pledge them as collateral security. Purchaser shall assign to us even now by way of collateral security any outstanding accounts and rights in the sale goods or in any other respect, (e.g. insurance, illicit act regarding the reserved goods).

If we have only a co-ownership in any reserved product, the anticipatory assignment shall be limited to the part of the claim in keeping with the participation of our co-ownership (based on the invoice amounts).

4. Purchaser shall be authorized revocably by us to collect any outstanding accounts on its own account and in its own name. This collecting authority can be revoked if the purchaser does not discharge its contractual payment obligations towards us in due time. In case of a justified revocation, the purchaser shall be obliged to name any debtor/s of the assigned outstanding accounts and inform such debtor/s of the assignment.

This will apply particularly if any third party shall assert any warranty claim in opposition to the purchaser's accrued outstanding accounts.

Price reductions due to defects and set-offs due to compensation for damage have to be set off against any part of the outstanding accounts not assigned to us. In as much as the purchaser has agreed to a preferred partial assignment in favour of other trade creditor, this section shall apply with the purpose, that the purchaser may collect the partial outstanding accounts ceded to us jointly with the preferred partial outstanding accounts.

5. Purchaser shall be obliged to inform us without delay of any third party's execution enforced on the reserved goods and shall instruct such third party about their being our property.

6. If purchaser is in default - such as delay of payments - we shall be entitled to request a temporary surrender of the reserved goods without granting a grace period, and at purchaser's expense - in handing over or dispatching the goods to us - or possibly requesting assignment of purchaser's rights of recovery towards any third party.

Such surrender or seizure of the preferred goods to and by us does not imply contract withdrawal. This section shall also apply if a serious deterioration of the purchasers' assets becomes evident.

7. Upon purchaser's request we agree at our own discretion to release the above collateral securities, in as much as the amount exceeds the value of our claim to be secured by more than 20%.

8. Purchaser shall also cede to us its claims to secure our claims against purchaser, which due to the connection of the purchased matter with a piece of real estate will be raised against any third party.

9. We shall be entitled to insure the reserved goods against all risks of any kind at purchaser's expense, unless upon being requested by us, the purchaser submits evidence of a respective insurance policy. Any part amount owing to us claimed and paid out of this insurance shall be ceded to us in advance when entering into any respective contract. We shall be entitled to inform the insurance company of such cession.

Section IV Delivery and Lead Time

1. Unless any deviating specification is to be found in the order confirmation, delivery shall be "ex works" e.g. "ex warehouse". The risk of loss or damage of the goods shall pass to the purchaser as soon as the goods have been handed over to the haulage contractor, latest when they are removed from our warehouse. This holds also true if "carriage or freight paid" has been agreed, and in case of partial deliveries or if any additional services of some other kind have been performed out by us.

2. Insurance of the goods against any transport risks shall take place only upon purchaser's express request and at purchaser's costs.

3. Delivery quoted by us shall commence only when all technical details have been clarified and will not be binding, unless a commercial transaction at a fixed

date has been expressly agreed. Lead times shall commence upon receipt of our order confirmation. Date of delivery shall mean receipt of the goods in the home country.

4. To an extent reasonable for the purchaser, we shall be free to carry out partial deliveries.

5. We shall be entitled to delay or cancel delivery expected from us or to reduce the amount delivered if we are prevented from or hindered in or delayed through any circumstances beyond our control as for instance strikes, lock-outs, transport obstacles, shortage or out of stock of raw materials, measures taken by public authorities – also experienced by our suppliers – during any period such as force majeure, conditions will subsist. Damages – as far as legally permissible – may not be claimed under these conditions.

6. If purchaser suffers any damage due to any delay caused by us, purchaser shall be entitled to compensation. Such entitlement shall be justified if we have not observed a given period of grace granted by the purchaser to remedy any defects. The compensation amount shall be a maximum of 1% per week, but not more than 5% in total, of the delayed part of the overall shipment which has not been available in time. Any further claims shall be excluded, unless the delay is due to at least gross negligence.

If purchaser delays acceptance of the goods or violates any other of its duty to cooperate, we shall be entitled to request purchaser to remunerate any damage suffered by us including any possible additional costs. In this case the risk of loss or damage of the purchased goods will devolve to the purchaser, as soon as purchaser is in delay of acceptance of the goods.

7. Should the customer require a Proof of Delivery (POD) on the ordered goods, they will be required to pay a handling fee, provided that the goods were delivered to the consignee in accordance with the given instructions. A POD can only be requested by the customer within the usual retention period for the corresponding documentation of the haulier or carrier engaged. After this period the delivery requirements will be deemed to have been met.

Section V Warranties and Limitation of Liabilities

1. Warranties are based on the proviso of tests and requirements to give notice of defects pursuant to § 377 of the German Commercial Code which have been carried out and complied with.

2. If any defect in the purchased product becomes evident, we shall be entitled either to remedy the defect or to replace the defective product delivered.

3. If we are not prepared or not able to remedy the defect /replace the defective product, or if due to any deficiency on our part such remedy is delayed beyond a suitable time, or if such remedy/replacement will miscarry for some reason or other, the purchaser shall have the option to withdraw from contract or to claim a respective reduction of the purchase price.

A reimbursement of expenses is excluded, insofar as the expenditure arises, due to the goods being brought to a different place following our delivery, unless this is required for the agreed use of the goods.

4. Unless in the following sections nothing to the contrary will be defined, any further purchaser's claims shall be excluded - irrespective of any legal reasons whatsoever. For any damage not incurred on the delivered product itself, we shall not be liable. Neither shall we be liable for any losses suffered in purchaser's profits or property.

5. The limitation of claims for material defects, should nothing else be agreed, is guided by the law.

6. The customer's legal right to make a claim for compensation against us arises only when the customer has not reached an agreement with his purchaser that goes beyond his statutory rights. Clause 3 of the last sentence is additionally valid concerning the extent of the claims for compensation.

7. The above release from liability shall not apply if the cause of damage is due to intentional or gross negligence (except if the damage was incurred due to the gross negligence of a person employed in performing an obligation or by any vicarious agent, or the damage is based on the violation of a major contractual obligation). Furthermore, the obligation to render compensation / liability to pay damages shall be limited to the damage likely to be expected.

8. Any delivery is according to current law - and those legal provisions which will be effective at a later date - of the European Union and The Federal Republic of Germany, e.g. REACH-regulation (regulation EG no. 1907/2006) and the law of return and ecological disposal of electrical equipment (ElektroG) as national implementation of the directive 2002/95/EG (RoHS) and the directive 2002/96/EG (WEEE).

Section VI Joint and Several Liability

1. The limitation or exclusion of liabilities for compensation of damage referred to in section V shall apply in like manner to all claims due to default in contract conclusion, violation of subsidiary duties, in particular to claims arising out of producer's liability as set out in § 823 of the German Civil Code.

2. The regulation specified in section VI. 1 shall not apply to claims according to §§ 1.4 of the product liability law. Neither shall it apply to cases of initial incapacity or evident impossibility.

3. In as much as our liability is excluded, such an exclusion also applies to the personal liability of our staff, employees, agents and vicarious agents.

4. Any deviation in technology or construction of descriptions or specifications in sales literature, catalogues, and written documentation as well as any changes in prototypes, constructions, and materials, made in the course of technical progress, shall be reserved, without any interpretation of rights being permissible against us, in as much as this will still be acceptable to the purchaser.

Section VII Place of Performance, Legal Venue, and Applicable Law

1. Place of performance for our deliveries ex works shall be such selfsame works, if delivered ex warehouse, it shall be such selfsame warehouse. Place of performance for payments shall be Gnarrenburg.

2. Place of jurisdiction for all payment matters and any other disputes arising directly or indirectly from this contractual relationship is Hamburg. We reserve the right however to take legal action against the purchaser at his general place of jurisdiction. Hamburg shall be the exclusive legal venue for any across border deliveries for all litigations arising from the contract relationship.

(Art. 17, EU-GVÜ).

We reserve the right to invoke any other competent EU-GVÜ court.

3. For all business relationships and all legal relationships between the purchaser and us, solely the law of the Federal Republic of Germany shall apply. The uniform law concerning the international purchase of movable objects (EKG), as well as the United Nations Convention regarding international contracts on the purchase of goods (CISG) shall not apply.

Section VIII Severance

If any of the above provisions shall be or become void or unenforceable, the validity of the remaining ones shall remain unaffected. Any voided or unenforceable provision shall be replaced by a provision reflecting as closely as possible the economic purpose and the reasonable safeguarding of the mutual interests of the contracting parties.

Brilliant Aktiengesellschaft (PLC)

Issued August 2012

I. Allgemeines / Geltungsbereich / Angebot

1. Unsere Verkaufs- und Lieferbedingungen gelten ausschließlich; entgegenstehende oder von unseren Verkaufs- und Lieferbedingungen abweichende Bedingungen des Käufers erkennen wir nicht an, es sei denn, wir hätten ausdrücklich schriftlich ihrer Geltung zugestimmt.

Unsere Verkaufs- und Lieferbedingungen gelten auch dann, wenn wir in Kenntnis entgegenstehender oder von unseren Verkaufsbedingungen abweichender Bedingungen des Käufers die Lieferung an den Käufer vorbehaltlos ausführen. Einem Abtretungsverbot in Bedingungen des Käufers wird ausdrücklich widersprochen.

2. Alle Vereinbarungen, die zwischen uns und dem Käufer zwecks Ausführung des Vertrages getroffen werden, sind schriftlich niederzulegen.

3. Unsere Verkaufs- und Lieferbedingungen gelten auch für alle künftigen Geschäfte mit dem Käufer.

4. Unsere Angebote sind freibleibend und unverbindlich. Auf Bestellungen hin kommen alle Verträge erst mit Zugang unserer schriftlichen Auftragsbestätigung, spätestens mit Übergabe der Ware, zustande. Bestellungen können wir innerhalb von vier Wochen annehmen.

II. Preise / Fracht / Zahlungsbedingungen

1. Die Preise verstehen sich netto zuzüglich Mehrwertsteuer und Fracht ab Werk oder Lager; es sei denn, es ist ausdrücklich und schriftlich etwas anderes vereinbart. Bei Aufträgen über einem Warennettowert von Euro 750,- verzichtet Brilliant AG auf die Geltendmachung der Fracht. Bei einem Warennettowert von Euro 750,- oder weniger berechnet Brilliant AG im Inland pauschal eine Frachtrate von 7% des Warennettowertes, mindestens jedoch Euro 12,50.

2. Die Zahlung des Kaufpreises hat innerhalb der vereinbarten Frist, mangels anderer Vereinbarungen innerhalb von 10 Tagen ab Rechnungsdatum mit 3% Skonto oder 30 Tagen netto zu erfolgen.

3. Wechsel und Schecks nehmen wir nur nach vorheriger Vereinbarung und unter Vorbehalt ihrer Diskontierbarkeit entgegen. Sämtliche Diskontspesen gehen zu Lasten des Kunden und sind uns sofort zu vergüten. Eine Gutschrift der Wechsel- und Scheckbeträge erfolgt erst dann, wenn uns der Gegenwert endgültig zur Verfügung steht.

4. Bei Überschreitungen des Zahlungsziels sind wir berechtigt, Verzugszinsen in Höhe von 8% über dem jeweiligen Basiszinssatz gem. § 247 BGB zu fordern. Falls wir in der Lage sind, einen höheren Verzugs Schaden nachzuweisen, sind wir berechtigt, diesen geltend zu machen. Der Käufer ist seinerseits berechtigt, uns nachzuweisen, dass uns als Folge des Zahlungsverzugs kein oder ein wesentlich geringerer Schaden entstanden ist.

5. Kommt der Käufer bis Fälligkeit seinen Zahlungsverpflichtungen nicht nach oder liegt eine wesentliche Vermögensverschlechterung bei ihm vor, so sind wir berechtigt, die gesamte Restschuld fällig zu stellen, auch wenn wir bereits Wechsel oder Schecks angenommen haben.

Wir sind in dem Fall außerdem berechtigt, Vorauszahlungen oder Sicherheitsleistungen zu verlangen und die Erfüllung unserer Verpflichtung bis zur Vorauszahlung oder Sicherheitsleistung zu verweigern. Wird unser Verlangen binnen einer von uns gesetzten angemessenen Frist nicht erfüllt, so sind wir berechtigt, vom Vertrag zurückzutreten und/oder Schadensersatz wegen Nichterfüllung zu verlangen. Bei Zahlungseinstellung oder Überschuldung des Käufers entfällt die Setzung einer Nachfrist.

6. Die Aufrechnung ist auch dann zulässig, wenn die Forderungen noch nicht fällig sind. Aufrechnungsrechte stehen dem Käufer nur zu, wenn seine Gegenansprüche rechtskräftig festgestellt, unbestritten oder von uns anerkannt sind.

Wegen bestrittener Gegenansprüche steht dem Käufer auch kein Zurückbehaltungsrecht zu.

7. Im Falle des Verzuges mit mehr als einer Verbindlichkeit sind die gesamten Forderungen gegen den Käufer sofort zur Zahlung fällig.

8. Unsere Forderungen sind an die Deutsche Factoring Bank, Bremen, abgetreten.

III. Eigentumsvorbehalt

1. Sämtliche gelieferte Sachen bleiben bis zur Erfüllung aller Forderungen, die uns aus jedem Rechtsgrund gegen den Käufer jeweils zustehen, unser alleiniges Eigentum. Wird dem Käufer bei Zahlung ausnahmsweise von uns

ein „umgedrehter Wechsel“ (Akzeptanten-Wechsel) gegeben, so sichert der Eigentumsvorbehalt auch unsere Rückgriffsansprüche gegen den Käufer bei einer eventuellen Inanspruchnahme aus dem Wechsel.

2. Verarbeitung, Umbildung und Vermischung erfolgen stets für uns als Hersteller, jedoch ohne Verpflichtung für uns. Erlischt unser (Mit-)Eigentum durch Verbindung oder Vermischung, so wird bereits jetzt vereinbart, dass das (Mit-)Eigentum an der neuen Sache im Verhältnis des Rechnungswertes unserer Sache zu denen anderer verarbeitender Waren zur Zeit der Verarbeitung auf uns übergeht. Der Käufer verwahrt unser (Mit-) Eigentum unentgeltlich. Sachen, an denen uns (Mit-) Eigentum zusteht, werden im folgenden als „Vorbehaltsware“ bezeichnet.

3. Der Käufer ist berechtigt, die Vorbehaltsware im ordnungsgemäßen Geschäftsverkehr zu verarbeiten und zu veräußern, solange er mit seinen Zahlungsverpflichtungen uns gegenüber nicht im Verzug ist.

Die Ermächtigung zur weiteren Veräußerung wird ausgeschlossen für den Fall, dass im Verhältnis zwischen dem Vorbehaltskäufer und seinem Kunden ein Abtretungsverbot besteht. Verpfändungen oder Sicherungsübereignungen sind unzulässig. Die aus dem Weiterverkauf oder einem sonstigen Rechtsgrund (z. B. Versicherung, unerlaubter Handlung bezüglich der Vorbehaltsware) entstandenen Forderungen tritt der Käufer bereits jetzt sicherungshalber an uns ab. Steht uns nur Miteigentum an einer Vorbehaltsware zu, so beschränkt sich die Vorausabtretung auf den Teil der Forderung, der dem Anteil unseres Miteigentums (auf der Basis des Rechnungswertes) entspricht.

4. Wir ermächtigen den Käufer widerruflich, die an uns abgetretenen Forderungen für eigene Rechnungen im eigenen Namen einzuziehen. Diese Einziehungsermächtigung kann widerrufen werden, wenn der Käufer seinen Zahlungsverpflichtungen nicht ordnungsgemäß nachkommt.

Für den Fall eines berechtigten Widerrufs hat uns der Käufer den/die Schuldner der abgetretenen Forderung mitzuteilen und dem/den Schuldner(n) die Abtretung unverzüglich anzuzeigen. Der an uns abgetretene Forderungsteil hat den Vorrang. Dies gilt insbesondere für den Fall, dass der Dritte der dem Käufer erwachsene Forderung Gewährleistungsansprüche entgegenhält.

Minderungen und Aufrechnungen mit Schadensersatzansprüchen sind zuerst auf den uns nicht abgetretenen Forderungsanteil zu verrechnen. Soweit der Käufer eine bevorrechtigte Teilabtretung auch zugunsten anderer Warenkreditgeber vereinbart hat, gilt diese Ziffer mit der Maßgabe, dass der Käufer die uns abgetretene Teilforderung zugleich mit jenen bevorrechtigten Teilforderungen einziehen darf.

5. Bei Zugriffen Dritter auf Vorbehaltsware wird der Käufer auf unser Eigentum hinweisen und uns unverzüglich benachrichtigen.

6. Bei vertragswidrigem Verhalten des Käufers - insbesondere Zahlungsverzug - sind wir berechtigt, die Vorbehaltsware auch ohne Nachfristsetzung auf Kosten des Käufers einstweilen herauszuverlangen - durch Herausgabe oder Rücksendung an uns - oder ggf. Abtretung der Herausgabeansprüche des Käufers gegen Dritte zu fordern.

In der Zurücknahme sowie in der Pfändung der Vorbehaltsware durch uns liegt - soweit nicht das Verbraucherkreditgesetz Anwendung findet - kein Rücktritt vom Vertrag. Die vorstehende Regelung findet auch Anwendung im Falle einer wesentlichen Vermögensverschlechterung beim Käufer.

7. Die vorgenannten Sicherheiten geben wir auf Verlangen des Käufers nach unserer Wahl frei, soweit ihr Wert unsere Forderung um mehr als 20% übersteigt.

8. Der Käufer tritt uns auch die Forderungen zur Sicherung unserer Forderungen gegen ihn ab, die durch die Verbindung der Kaufsache mit einem Grundstück gegen einen Dritten erwachsen.

9. Wir sind berechtigt, die Vorbehaltsware gegen Gefahren aller Art auf Kosten des Käufers zu versichern, sofern er nicht nach einer entsprechenden Auforderung durch uns den Abschluss einer derartigen Versicherung nachweist. Ansprüche aus dieser Versicherung werden in Höhe der uns zustehenden Forderungen mit Abschluss des jeweiligen Vertrages im voraus an uns abgetreten. Wir sind berechtigt, die Abtretung dem Versicherer anzuzeigen.

IV. Lieferung und Lieferzeit

1. Sofern sich aus der Auftragsbestätigung nichts anderes ergibt, ist Lieferung „ab Werk“ bzw. „ab Lager“ vereinbart. Die Gefahr des Untergangs oder der Beschädigung der Ware geht in dem Zeitpunkt auf den Käufer über, in welchem wir die Ware an einen Spediteur oder Frachtführer übergeben, spätestens jedoch mit Verlassen unseres Lagers. Dies gilt auch dann, wenn „frachtfrei“ vereinbart worden ist sowie bei Teillieferung oder wenn von uns noch Leistungen anderer Art übernommen worden sind.

2. Eine Versicherung der Ware gegen Transportschäden erfolgt nur auf ausdrücklichen Wunsch und Kosten des Käufers.

3. Der Beginn der von uns angegebenen Lieferzeit setzt die Klärung aller technischen Fragen voraus und ist unverbindlich, sofern nicht ausdrücklich ein kaufmännisches Fixgeschäft vereinbart wurde. Lieferfristen beginnen mit dem Zugang unserer Auftragsbestätigung. Der Liefertermin bezeichnet den Eingang beim Kunden im Inland.

4. Zu Teilleistungen sind wir in für den Käufer zumutbarem Umfang berechtigt.

5. Wird die von uns geschuldete Lieferung durch unvorhersehbare und von uns unverschuldete Umstände verzögert (z. B. Arbeitskämpfe, Betriebsstörungen, Transporthindernisse, Rohmaterialmangel, behördliche Maßnahmen - jeweils auch bei unseren Vorlieferanten - sowie nicht rechtzeitige Selbstbelieferung), so sind wir berechtigt, ganz oder teilweise vom Vertrag zurückzutreten oder nach unserer Wahl die Belieferung um die Dauer der Behinderung hinauszuschieben. Schadensersatzansprüche sind - soweit rechtlich zulässig - ausgeschlossen.

6. Sollte dem Käufer aufgrund eines von uns verschuldeten Verzuges ein Schaden erwachsen, so ist er berechtigt, eine Verzugsentschädigung zu fordern. Das Recht zur Geltendmachung setzt voraus, dass wir eine vom Käufer schriftlich gesetzte angemessene Nachfrist nicht eingehalten haben. Die Höhe der Verzugsentschädigung beträgt für jede volle Woche des Verzuges maximal 1%, insgesamt aber höchstens 5% vom Wert desjenigen Teils der Gesamtlieferung, der infolge der Verspätung nicht rechtzeitig zur Verfügung steht. Darüber hinausgehende Ansprüche sind ausgeschlossen, es sei denn, der Verzug beruht auf zumindest grober Fahrlässigkeit. Kommt der Käufer in Annahmeverzug oder verletzt er sonst die Mitwirkungspflichten, so sind wir berechtigt, von ihm zu verlangen, den uns entstandenen Schaden einschließlich etwaiger Mehraufwendungen zu ersetzen. In dem Fall geht auch die Gefahr eines zufälligen Untergangs oder einer zufälligen Verschlechterung der Kaufsache in dem Zeitpunkt auf den Käufer über, in dem dieser in Annahmeverzug gerät.

7. Verlangt der Käufer einen Liefernachweis für bestellte Ware, hat er die Nachforschungsgebühren zu tragen, sofern die Ware ordnungsgemäß beim Empfänger abgeliefert wurde. Diesen Nachweis kann der Käufer nur innerhalb der üblichen Aufbewahrungsfrist der entsprechenden Dokumente beim beauftragten Spediteur oder Frachtführer verlangen. Nach Ablauf dieser Frist gilt die Lieferungsleistung als erbracht.

V. Gewährleistungen und Haftungsbeschränkungen

1. Gewährleistungsansprüche setzen voraus, dass die Untersuchungs- und Rügeobliegenheiten der § 377 HGB beachtet wurden.

2. Soweit ein von uns zu vertretener Mangel der Kaufsache vorliegt, sind wir nach unserer Wahl zur Mängelbeseitigung oder Ersatzlieferung berechtigt.

3. Sind wir zur Mängelbeseitigung/Ersatzlieferung nicht bereit oder in der Lage, insbesondere verzögert sich diese über angemessene Fristen hinaus aus Gründen, die wir zu vertreten haben, oder schlägt in sonstiger Weise die Mängelbeseitigung/Ersatzlieferung fehl, so ist der Käufer nach seiner Wahl berechtigt, vom Vertrag zurückzutreten oder eine entsprechende Minderung des Kaufpreises zu verlangen. Eine Kostenersatzung ist ausgeschlossen, soweit die Aufwendungen sich erhöhen, weil die Ware nach unserer Lieferung an einen anderen Ort verbracht worden ist, es sei denn, dies entspricht dem bestimmungsmäßigen Gebrauch der Ware.

4. Soweit sich nachstehend nichts anderes ergibt, sind weitergehende Ansprüche des Käufers - gleich, aus welchen Rechtsgründen - ausgeschlossen. Wir haften deshalb nicht für Schäden, die nicht am Liefergegenstand selbst entstanden sind. Insbesondere haften wir nicht für entgangenen Gewinn oder sonstige Vermögensschäden des Käufers.

5. Die Verjährung der Sachmängelansprüche richtet sich, soweit nichts anderes vereinbart ist, nach dem Gesetz.

6. Gesetzliche Rückgriffsansprüche des Käufers gegen uns bestehen nur insoweit, als der Käufer mit seinem Abnehmer keine Vereinbarungen getroffen hat, die über die gesetzlichen Mängelansprüche hinausgehen. Für den Umfang der Rückgriffsansprüche gilt ferner Ziff. 3 letzter Satz entsprechend.

7. Vorstehende Haftungsfreizeichnung gilt nicht, soweit die Schadensursache auf Vorsatz oder grober Fahrlässigkeit beruht (ausgenommen, wenn der Schaden durch grobe Fahrlässigkeit eines Erfüllungs- oder Verrichtungsgehilfen verursacht wurde, es sei denn, der Schaden beruht auf Verletzung einer vertraglichen Hauptpflicht). Im Übrigen ist die Ersatzpflicht auf den vorhersehbaren Schaden begrenzt.

8. Bei unseren Lieferungen halten wir die bei Vertragsschluss und später geltenden gesetzlichen Regelungen der Europäischen Union und der Bundesrepublik

Deutschland ein, z.B. die REACH-Verordnung (Verordnung EG Nr. 1907/2006) und das Gesetz über die Rücknahme und umweltverträgliche Entsorgung von Elektro- und Elektronikgeräten (ElektroG) als nationale Umsetzung der Richtlinie 2002/95/EG (RoHS) und der Richtlinie 2002/96/EG (WEEE).

VI. Gesamthaftung

1. Soweit gemäß Ziff. V. unsere Haftung auf Schadenersatz ausgeschlossen oder beschränkt ist, gilt dies auch für alle Ansprüche wegen Verschuldens bei Vertragsschluss, Verletzung von Nebenpflichten, insbesondere für Ansprüche aus Produzentenhaftung gemäß § 823 BGB.

2. Die Regelung gemäß Ziff. VI. 1. gilt nicht für Ansprüche gemäß den §§ 1, 4 Produkthaftungsgesetz. Gleiches gilt bei anfänglichem Unvermögen oder zu vertretender Unmöglichkeit.

3. Soweit unsere Haftung ausgeschlossen oder beschränkt ist, gilt dies auch für die persönliche Haftung unserer Angestellten, Arbeitnehmer, Mitarbeiter, Vertreter und Erfüllungsgehilfen.

4. Technische und gestalterische Abweichung von Beschreibungen und Angaben in Prospekten, Katalogen und schriftlichen Unterlagen sowie Modell-, Konstruktions- und Materialänderung im Zuge des technischen Fortschritts bleiben vorbehalten, ohne dass hieraus Rechte gegen uns hergeleitet werden können, soweit dies für den Käufer noch zumutbar ist.

VII. Erfüllungsort, Gerichtsstand und anzuwendendes Recht

1. Erfüllung für unsere Lieferung ist bei Lieferung ab Werk das Lieferwerk, bei Lieferung ab Lager das Lager. Erfüllungsort für Zahlungen ist Gnarrenburg.

2. Gerichtsstand in Zahlungsangelegenheiten und in allen anderen sich aus diesem Vertragsverhältnis unmittelbar oder mittelbar ergebenden Streitigkeiten ist Hamburg. Wir haben jedoch das Recht, den Käufer an seinem allgemeinen Gerichtsstand zu verklagen. Auch bei grenzüberschreitender Lieferung ist ausschließlich Gerichtsstand für alle Streitigkeiten aus dem Vertragsverhältnis Hamburg (Art. 17 EU-GVÜ). Wir behalten uns das Recht vor, auch jedes andere Gericht anzurufen, das aufgrund des EU-GVÜ zuständig ist.

3. Für alle Geschäftsbeziehungen und die gesamten Rechtsbeziehungen zwischen dem Kunden und uns gilt ausschließlich das Recht der Bundesrepublik Deutschland. Die Anwendung des einheitlichen Gesetzes über den internationalen Kauf beweglicher Sachen (EKG) sowie des Übereinkommens der Vereinten Nationen über Verträge über den internationalen Warenkauf (CISG) ist ausgeschlossen.

VIII. Teilunwirksamkeit

Sollten einzelne der vorstehenden Bedingungen unwirksam sein oder werden, so berührt dies nicht die Wirksamkeit der übrigen Bestimmungen. An die Stelle der unwirksamen Bedingungen sollen solche Regelungen treten, die dem wirtschaftlichen Zweck des Vertrages und der angemessenen Wahrung der beiderseitigen Interessen am nächsten kommen.

Brilliant AG

Stand 08/12

alphabetisch - alphabetical - alphabétique - alfabetico

| | | | | | | | | | | | |
|------------|------------|-----|-----------------|-----------|-----|------------------------|-----------|-----|-----------------------|-----------|-----|
| A | | | BULB | 21213/15 | 216 | DATE | 26910/15 | 117 | FASHION ROUND | G16991/13 | 65 |
| AMBIENCE | 96659A00 | 178 | BULB | 21216/15 | 216 | DECO BULB RETRO | 96694A10 | 178 | FASHION ROUND | G16993/13 | 65 |
| ANOUK | 93444/70 | 190 | C | | | DELTA | G93624/15 | 44 | FASHION ROUND | G16995/13 | 65 |
| ANOUK | F-93444/70 | 190 | CANDLE | 96660A00 | 178 | DELTA | G93625/15 | 43 | FASHION SQUARE | G16891/13 | 64 |
| ART WORK | G65156/21 | 69 | CARMEN | 94927/70 | 205 | DELTA | G93626/15 | 43 | FASHION SQUARE | G16893/13 | 64 |
| ART WORK | G65142/21 | 69 | CARMEN | 94928/70 | 205 | DESERT | 93618/02 | 201 | FASHION SQUARE | G16895/13 | 64 |
| ART WORK | G65172/21 | 69 | CELEST | G21906/15 | 217 | DESERT | 93618/03 | 201 | FEODORA | 93611/29 | 177 |
| ATHENA | 94427/29 | 178 | CELEST | G21910/15 | 217 | DESERT | 93618/72 | 201 | FILMO | 94929/15 | 106 |
| AZTEKAS | 24991/75 | 130 | CELEST | G21913/15 | 217 | DIFFERENT | 94416/05 | 225 | FINE | G94390/15 | 137 |
| AZTEKAS | 24991/85 | 130 | CELEST | G21932/15 | 217 | DIFFERENT | 27091/05 | 225 | FINE | G94391/15 | 137 |
| AZTEKAS | 24970/75 | 130 | CERES | G94460/13 | 18 | DIFFERENT | 27010/05 | 224 | FINE | G94389/15 | 137 |
| AZTEKAS | 24970/85 | 130 | CERES | G94460/05 | 18 | DIFFERENT | 27030/05 | 224 | FIRST | 93518/75 | 83 |
| AZTEKAS | 24910/75 | 131 | CERES | G94461/13 | 18 | DIFFERENT | 27035/05 | 224 | FIXED | G94330/21 | 70 |
| AZTEKAS | 24910/85 | 131 | CERES | G94461/05 | 18 | DIRT | 93613/55 | 198 | FIZZY | 94421/00 | 239 |
| AZTEKAS | 24913/85 | 131 | CERES | G94462/05 | 19 | DIRT | 93613/74 | 198 | FLAT | G94395/05 | 27 |
| AZTEKAS | 24913/75 | 131 | CERES | G94462/13 | 19 | DNA | G94468/13 | 36 | FLAT | G94396/05 | 27 |
| AZTEKAS | 24932/85 | 131 | CERES | G94463/05 | 19 | DNA | G94469/13 | 36 | FLAT | G94397/05 | 27 |
| AZTEKAS | 24932/75 | 131 | CERES | G94463/13 | 19 | DNA | G94470/13 | 37 | FLEETWOOD | 93588/70 | 184 |
| B | | | CERES | G94464/05 | 20 | DNA | G94471/13 | 37 | FONDA | 22510/15 | 244 |
| BEACH | G94453/15 | 54 | CERES | G94464/13 | 20 | DONUT | G04090/15 | 57 | FONDA | 22534/15 | 244 |
| BEACH | G94454/15 | 54 | CERES | G94493/05 | 20 | DONUT | G04091/15 | 59 | FONDA | 22548/15 | 245 |
| BEAUTY | G26110/77 | 213 | CERES | G94493/13 | 20 | DONUT | G04095/15 | 59 | FONDA | 22559/15 | 245 |
| BEAUTY | G26113/77 | 213 | CERES | G94498/05 | 18 | DONUT | G04070/15 | 58 | FONDA | 22574/15 | 245 |
| BEAUTY | G26133/77 | 213 | CERES | G94498/13 | 18 | DONUT | G04076/15 | 58 | FONDA | 22595/15 | 244 |
| BEAUTY | G26131/77 | 213 | CIRCLE | G94440/15 | 56 | DONUT | G04073/15 | 57 | FOREST | 23110/35 | 145 |
| BENKO | G26210/77 | 218 | CIRCLE | G94465/15 | 56 | DOORS ROUND | G19191/15 | 31 | FOREST | 23129/35 | 145 |
| BENKO | G26229/77 | 218 | CLAP | G94909/15 | 232 | DOORS ROUND | G19192/15 | 31 | FOREST | 23130/35 | 145 |
| BENKO | G26230/77 | 218 | COMB | G12211/77 | 227 | DOORS ROUND | G19193/15 | 31 | FOREST | 23131/35 | 145 |
| BENTE | 93617/70 | 200 | COMB | G12213/77 | 227 | DOORS ROUND | G19194/15 | 31 | FORMULAR | G28691/15 | 248 |
| BENTE | G26310/70 | 191 | COMB | G12234/77 | 227 | DOORS ROUND | G19195/15 | 31 | FORMULAR | G28692/15 | 248 |
| BENTE | G26324/70 | 191 | COMB | G12232/77 | 227 | DOORS SQUARE | G16291/13 | 30 | FORMULAR | G28693/15 | 248 |
| BENTE | G26334/70 | 191 | COPPA | 93546/05 | 159 | DOORS SQUARE | G16292/13 | 30 | FORMULAR | G28694/15 | 248 |
| BENTLI | 26810/76 | 202 | COPPRA | 93552/31 | 179 | DOORS SQUARE | G16293/13 | 30 | FORT | 23410/50 | 144 |
| BENTLI | 26824/76 | 202 | CORIOLIS | 93595/76 | 174 | DOORS SQUARE | G16294/13 | 30 | FORT | 23429/50 | 144 |
| BENTLI | 26834/76 | 202 | CRUSH | 94466/15 | 128 | DOORS SQUARE | G16295/13 | 30 | FORT | 23430/50 | 144 |
| BETTER | G17570/13 | 94 | CRUSH | 94466/85 | 128 | DUBAI | 93532/15 | 120 | FORT | 23431/50 | 144 |
| BETTER | G17572/13 | 94 | CRUSH | 94467/15 | 129 | DUBAI | 93585/15 | 120 | FRAME | G37410/77 | 223 |
| BETTER | G17573/13 | 94 | CRUSH | 94467/85 | 129 | DUBAI | 93627/15 | 121 | FRAME | G37429/77 | 223 |
| BIO | 93610/35 | 155 | CURVED | G93504/13 | 96 | DUBAI | 93628/15 | 121 | FRAME | G37430/77 | 223 |
| BIO | 93610/50 | 155 | D | | | E | | | FRAME | G37431/77 | 223 |
| BLOCK | G94455/15 | 51 | DALMA | 93478/29 | 179 | EFFEL TOWER | 94860/09 | 104 | FRANCA | G94673/05 | 250 |
| BLOCK | G94456/15 | 51 | DALMA | 21010/76 | 180 | ELEGANCE | G93528/15 | 61 | FRANCA | G94673/13 | 250 |
| BLOCK | G94457/15 | 51 | DALMA | 21013/76 | 180 | ELEGANT | G93525/15 | 60 | FREE | G94338/05 | 81 |
| BOBBI | 94458/70 | 193 | DALMA | 21034/76 | 180 | ELEGANT | G93526/15 | 60 | FREE | G94337/05 | 81 |
| BOBBI | 94459/70 | 193 | DALMA | 21048/76 | 182 | ELEGANT | G93527/15 | 61 | FREE | G94336/05 | 81 |
| BOMBILLA | 93609/15 | 134 | DALMA | 21074/76 | 181 | ELIAS | 94918/74 | 161 | FRIEDA | 93630/70 | 203 |
| BOMBILLA | 93619/15 | 134 | DALMA | 21094/76 | 181 | ELIAS | 94918/75 | 161 | FRIEDA | 93668/76 | 203 |
| BRANDON | 94917/05 | 160 | DALMA | 21096/76 | 181 | ELIAS | 94918/76 | 161 | FUORE | 65010/77 | 219 |
| BRILLIANCE | 93620/29 | 110 | DALMA | 21059/76 | 182 | ELIAS | 94919/76 | 161 | FUORE | 65013/77 | 219 |
| BRILLIANCE | 93621/29 | 110 | DARCEY | 94671/05 | 251 | ETERNITY | G94472/15 | 50 | FUORE | 65034/77 | 219 |
| BRILLIANCE | 93621/15 | 111 | DARCEY | 94672/05 | 251 | EVERGREEN | G96284/72 | 252 | G | | |
| BRILLIANCE | 93623/15 | 109 | DATE | 26995/15 | 116 | F | | | GATE | G93507/15 | 48 |
| BRILLIANCE | 93623/29 | 111 | DATE | 26970/15 | 117 | FAIR | G94473/13 | 243 | GATE | G93508/15 | 48 |
| BRILLIANCE | 93622/15 | 109 | DATE | 26973/15 | 116 | FANTASIE | G94438/15 | 138 | GENTLE | 93509/22 | 103 |
| BULB | 21210/15 | 216 | DATE | 26974/15 | 117 | FANTASIE | G94439/15 | 138 | GENTLE | 93509/20 | 103 |

alphabetisch - alphabetical - alphabétique - alfabetico

| | | | | | | | | | | | |
|-------------------|-----------|-----|------------|-----------|-----|----------|-----------|-----|--------------|-----------|-----|
| GHOST | 93584/15 | 132 | LIQUID | G93539/13 | 66 | NEW YORK | G94907/06 | 102 | S | | |
| GIRAFFE | 94868/86 | 101 | LIQUID | G93540/13 | 66 | NEW YORK | G94908/06 | 102 | SAILING | G93586/15 | 230 |
| GIRAFFE | 94869/86 | 101 | LOOP | G94482/13 | 38 | NIEBLA | 94424/15 | 239 | SAILING | G93644/15 | 230 |
| GIRAFFE | 94869/63 | 100 | M | | | NOBLE | 94435/15 | 118 | SALFORD | 93590/70 | 185 |
| GIRAFFE | 94868/63 | 100 | MAGELLAN | G29091/15 | 16 | NOBLE | 94436/15 | 119 | SALMA | 93616/70 | 200 |
| GLENN | G94871/05 | 235 | MAGELLAN | G29092/15 | 16 | NOBLE | 29210/15 | 118 | SAMURAI | G15591/13 | 32 |
| GLENN | G94871/06 | 235 | MAGELLAN | G29093/15 | 16 | NOBLE | 29230/15 | 118 | SAMURAI | G15592/13 | 32 |
| GRAFITTI | 94476/63 | 207 | MAGELLAN | G29094/15 | 16 | NOBLE | 29235/15 | 118 | SAMURAI | G15593/13 | 32 |
| GRAFITTI | 94475/63 | 207 | MAGIC | 18048/79 | 125 | NORTH | 93561/70 | 159 | SAMURAI | G15594/13 | 32 |
| GRAFITTI | 94474/63 | 207 | MAGIC | 18070/79 | 126 | NORTH | 93561/75 | 159 | SANDNESS | 93645/15 | 169 |
| GRIGORY | 94905/76 | 173 | MAGIC | 18073/79 | 126 | P | | | SANDNESS | 93645/29 | 169 |
| GRIMSBY | 93589/70 | 185 | MAGIC | 18074/79 | 127 | PANARO | G93548/13 | 231 | SANDNESS | 93645/93 | 169 |
| H | | | MAGIC | 18075/79 | 127 | PERFECT | G17449/13 | 71 | SANSIBAR | 93646/75 | 162 |
| HARDWOOD | G94477/35 | 153 | MAGIC | 18093/79 | 125 | PERFECT | G17456/13 | 71 | SANSIBAR | 93647/75 | 162 |
| HARDWOOD | G94478/35 | 153 | MAGIC | 18095/79 | 125 | PERRY | 94428/13 | 238 | SANSIBAR | 93648/75 | 162 |
| HARDWOOD | G94479/35 | 153 | MAILAND | 93514/05 | 86 | PICTURE | G94394/15 | 62 | SATURNO | G64710/13 | 210 |
| HIPPOLYTE | 93597/29 | 176 | MAILAND | 93513/05 | 86 | PLANT | 94923/35 | 158 | SATURNO | G64713/13 | 210 |
| HOME | 94906/76 | 173 | MAILAND | 93512/05 | 86 | PLANT | 94924/63 | 158 | SATURNO | G64732/13 | 210 |
| I | | | MANDAL | 93639/15 | 168 | PLATE | G93541/21 | 70 | SCRIPT | G94398/77 | 89 |
| ICEDROP | 93582/15 | 84 | MANDAL | 93640/15 | 168 | PLUTO | G30558/13 | 10 | SCRIPT | G94399/77 | 89 |
| ICEDROP | 93583/15 | 85 | MARTINO | G94264/15 | 136 | PLUTO | G30510/13 | 12 | SEDNA | G36201/77 | 222 |
| ICEDROP | 93632/15 | 84 | MARTINO | G94265/15 | 136 | PLUTO | G30513/13 | 12 | SEDNA | G36210/77 | 222 |
| ICEDROP | 93634/05 | 84 | MARTINO | G94266/15 | 136 | PLUTO | G30534/13 | 12 | SEDNA | G36229/77 | 222 |
| ICEDROP | 93633/05 | 84 | MARTINO | G94267/15 | 136 | PLUTO | G30532/13 | 12 | SEDNA | G36230/77 | 222 |
| INAYA | G93575/15 | 229 | MARTU | 22710/15 | 187 | PLUTO | G30506/13 | 12 | SEDNA | G36231/77 | 222 |
| INDEPENDENT | 93563/22 | 99 | MARTU | 22770/15 | 187 | PLUTO | G30586/13 | 11 | SENSE ROUND | G20010/13 | 29 |
| INDEPENDENT | 93564/22 | 99 | MARTU | 22790/15 | 187 | PLUTO | G30596/13 | 11 | SENSE ROUND | G20030/13 | 29 |
| INDEPENDENT | 93635/22 | 98 | MEET | G94825/77 | 97 | PLUTO | G30535/13 | 12 | SENSE ROUND | G20031/13 | 29 |
| INDEPENDENT | 93636/22 | 98 | MELVILLE | 94429/05 | 241 | PLUTO | G30510/15 | 13 | SENSE SQUARE | G19910/15 | 28 |
| INDEPENDENT | 93637/22 | 98 | MELVILLE | 94429/13 | 241 | PLUTO | G30513/15 | 13 | SENSE SQUARE | G19929/15 | 28 |
| J | | | MORE | G13610/15 | 215 | PLUTO | G30534/15 | 13 | SENSE SQUARE | G19930/15 | 28 |
| JESPER | 23710/70 | 197 | MORE | G13613/15 | 215 | PLUTO | G30532/15 | 13 | SENSE SQUARE | G19931/15 | 28 |
| JESPER | 23749/70 | 197 | MORE | G13632/15 | 215 | PLUTO | G30506/15 | 13 | SHERWOOD | 93649/00 | 154 |
| JESPER | 23758/70 | 197 | MORE | G13633/15 | 215 | POLYGON | 31970/63 | 150 | SHIP | 59593/05 | 76 |
| JESPER | 23770/70 | 196 | MOUNTAIN | G11429/15 | 236 | POLYGON | 31970/35 | 150 | SHIP | 59576/05 | 76 |
| JESPER | 23771/70 | 196 | MOUNTAIN | G11430/15 | 236 | POLYGON | 31958/35 | 151 | SHIP | 59590/05 | 77 |
| K | | | MOUNTAIN | G11431/15 | 236 | POLYGON | 31949/35 | 151 | SHIP | 59591/05 | 77 |
| KAGO | 93612/29 | 177 | MOUNTAIN | G11435/15 | 236 | PURE | 93557/06 | 175 | SHIP | 59569/30 | 79 |
| L | | | MOUNTAIN | G11410/15 | 236 | Q | | | SHIP | 59574/30 | 78 |
| LARINA | G94279/15 | 139 | MOVABLE | G94483/15 | 209 | QUADRI | 94913/15 | 135 | SHIP | 59596/30 | 79 |
| LARINA | G94280/15 | 139 | MOVABLE | G94484/15 | 209 | QUASAR | G93641/13 | 39 | SHIP | 59594/30 | 78 |
| LARINA | G94281/15 | 139 | MUSIC | G94403/13 | 233 | R | | | SHIP | 59548/05 | 77 |
| LAUREN | 94480/70 | 193 | N | | | RIDER | 14910/70 | 192 | SHIP | 59569/05 | 77 |
| LAUREN | 94481/70 | 193 | NATURE | 23070/35 | 148 | RIDER | 14913/70 | 192 | SHIP | 59592/05 | 76 |
| LAWINA | 94669/15 | 251 | NATURE | 23070/50 | 149 | RIDER | 14932/70 | 192 | SHIP | 59548/30 | 79 |
| LED LEUCHTMITTEL | 96697/05 | 257 | NATURE | 23073/35 | 148 | RIGA | 93643/15 | 166 | SHIP | 59590/30 | 78 |
| LED LEUCHTMITTEL | 96698/05 | 257 | NATURE | 23073/50 | 149 | RIGA | 93642/15 | 166 | SHOOT | 93599/13 | 183 |
| LED LEUCHTMITTEL | 96699/05 | 257 | NATURE | 23074/35 | 148 | RINGS | 94944/70 | 195 | SHOOT | 93599/06 | 183 |
| LED LEUCHTMITTEL | 96700/05 | 258 | NATURE | 23074/50 | 149 | RINGS | 94945/70 | 195 | SILENCE | 93558/05 | 105 |
| LED LEUCHTMITTEL | 96701/05 | 258 | NELE | G94920/05 | 234 | ROM | 94861/05 | 133 | SKY | 32049/15 | 113 |
| LED LEUCHTMITTEL | 96702/05 | 258 | NELE | G94920/06 | 234 | ROPE | 93614/70 | 199 | SKY | 32049/29 | 113 |
| LEONID | 93601/06 | 176 | NEPTUN | G94485/15 | 17 | ROUTE 66 | 94862/76 | 186 | SKY | 32072/29 | 114 |
| LIGHT STRIP MUSIC | G94432A72 | 253 | NEPTUN | G94486/15 | 17 | ROUTE 66 | 94862/77 | 186 | SKY | 32072/15 | 115 |
| LIPPA | 94422/05 | 242 | NEPTUN | G94487/15 | 17 | ROUTE 66 | 94863/76 | 186 | SKY | 32010/15 | 112 |
| LIPPA | 94423/05 | 242 | NEW DESIGN | G94333/15 | 49 | ROUTE 66 | 94863/77 | 186 | SKY | 32010/29 | 112 |

alphabetisch - alphabetical - alphabétique - alfabetico

| | | | | | | | | | | | |
|---------------|-----------|-----|----------|-----------|-----|------------|-----------|-----|-----------|----------|-----|
| SKY | 32070/15 | 115 | TANIEL | G94667/13 | 250 | URANUS | G33835/13 | 14 | YORKSHIRE | 94922/35 | 157 |
| SKY | 32070/29 | 114 | TARGET | G18810/77 | 211 | V | | | Z | | |
| SLASH | 94426/13 | 238 | TARGET | G18829/77 | 211 | VEGAS | 17674/15 | 122 | ZEBRA | 94425/05 | 240 |
| SLASH | 94426/05 | 238 | TARGET | G18830/77 | 211 | VEGAS | 17674/79 | 122 | ZEBRA | 94425/15 | 240 |
| SLIDE | G94323/13 | 35 | TARGET | G18835/77 | 211 | VEGAS | 17675/79 | 123 | | | |
| SLIDE | G94947/13 | 35 | TEIDE | G94380/05 | 92 | VEGAS | 17690/79 | 124 | | | |
| SLIDE | G94946/13 | 35 | TEIDE | G94380/30 | 92 | VEGAS | 17693/15 | 124 | | | |
| SMOOTH | G20871/05 | 21 | TITANIC | 93654/15 | 165 | VEGAS | 17693/79 | 124 | | | |
| SMOOTH | G20872/05 | 22 | TOGETHER | G94489/15 | 55 | VEGAS | 17690/15 | 124 | | | |
| SMOOTH | G20873/05 | 22 | TOPIC | G94322/15 | 52 | VEGAS | 17675/15 | 123 | | | |
| SMOOTH | G20880/05 | 25 | TORRES | 93615/70 | 199 | VEGAS | 17695/79 | 124 | | | |
| SMOOTH | G20881/13 | 25 | TORSION | G32210/15 | 208 | VEGAS | 17695/15 | 124 | | | |
| SMOOTH | G20882/05 | 23 | TORSION | G32229/15 | 208 | VENTI | G94402/13 | 95 | | | |
| SMOOTH | G20883/13 | 26 | TORSION | G32230/15 | 208 | VENUS | G93655/15 | 42 | | | |
| SMOOTH | G20884/13 | 25 | TORSION | G32235/15 | 208 | VIEW | G93537/15 | 47 | | | |
| SMOOTH | G20885/05 | 24 | TRAFFIC | G94490/15 | 46 | VIEW | G93538/15 | 47 | | | |
| SMOOTH | G20886/13 | 24 | TRANSIT | G67410/21 | 246 | VIEW | G93556/15 | 47 | | | |
| SMOOTH | G20887/05 | 26 | TRANSIT | G67429/21 | 246 | VIEW | G93568/15 | 47 | | | |
| SMOOTH | G20888/05 | 23 | TRANSIT | G67430/21 | 246 | VISION | G94326/15 | 55 | | | |
| SMOOTH | G20870/13 | 21 | TRANSIT | G67435/21 | 246 | VOGUE | G33991/15 | 63 | | | |
| SOFT | G94488/05 | 80 | TRANSIT | G67495/21 | 246 | VOGUE | G33993/15 | 63 | | | |
| SOLUTION | G94392/05 | 82 | TRANSIT | G67473/21 | 247 | VOGUE | G33995/15 | 63 | | | |
| SOLUTION | G94393/05 | 82 | TREE | 33310/50 | 146 | VULCANO | 94433/05 | 90 | | | |
| STAIRS | G15206/77 | 212 | TREE | 33329/50 | 146 | VULCANO | 94434/05 | 90 | | | |
| STAIRS | G15210/77 | 212 | TREE | 33330/50 | 146 | VULCANO | 94433/65 | 91 | | | |
| STAIRS | G15229/77 | 212 | TREE | 33331/50 | 146 | VULCANO | 94434/65 | 91 | | | |
| STAIRS | G15232/77 | 212 | TREE | 33310/35 | 147 | VULKAN | G94325/05 | 93 | | | |
| STAIRS | G15234/77 | 212 | TREE | 33329/35 | 147 | W | | | | | |
| STATUS | 60895/05 | 72 | TREE | 33330/35 | 147 | WALK | G20410/13 | 214 | | | |
| STATUS | 60880/05 | 72 | TREE | 33331/35 | 147 | WALK | G20413/13 | 214 | | | |
| STATUS | 60873/05 | 73 | TREND | G93517/13 | 83 | WALK | G20432/13 | 214 | | | |
| STATUS | 60877/05 | 73 | TRIBE | G33710/88 | 143 | WALK | G20433/13 | 214 | | | |
| STATUS | 60848/05 | 74 | TRIBE | G33729/88 | 143 | WATERFALL | 93656/93 | 140 | | | |
| STATUS | 60890/05 | 72 | TRIBE | G33730/88 | 143 | WATERFALL | 93657/93 | 140 | | | |
| STATUS | 60858/05 | 75 | TRIBE | G33735/88 | 143 | WATERFALL | 93658/93 | 140 | | | |
| STATUS | 60875/05 | 73 | TRUST | G94320/15 | 88 | WAY | G94324/13 | 53 | | | |
| STATUS | 60847/05 | 74 | TUBE | G61870/05 | 40 | WHITE BALL | 35610/05 | 226 | | | |
| STATUS | 60898/05 | 72 | TUBE | G61890/05 | 40 | WHITE BALL | 35634/05 | 226 | | | |
| STOCKHOLM | 93650/00 | 167 | TUBE | G61858/05 | 41 | WHITE BALL | 35631/05 | 226 | | | |
| STOCKHOLM | 93650/03 | 167 | TUBE | G61849/05 | 40 | WINDOW | G19035/13 | 221 | | | |
| STORM | 93651/70 | 204 | TYCHO | 93594/76 | 174 | WINDOW | G19091/13 | 220 | | | |
| STORM | 93652/70 | 204 | TYPHOON | 94492/70 | 194 | WINDOW | G19092/13 | 220 | | | |
| SUN | 93515/05 | 87 | TYPHOON | 94491/70 | 194 | WINDOW | G19093/13 | 220 | | | |
| SUN | 93516/05 | 87 | U | | | WINDOW | G19094/13 | 220 | | | |
| SUNRISE | G93536/21 | 68 | UMBRELLA | 94948/63 | 156 | WINDOW | G19095/13 | 221 | | | |
| SUNRISE | G93535/21 | 68 | URANUS | G33806/15 | 15 | WOODDESIGN | 93659/35 | 152 | | | |
| SUNRISE LIGHT | G93596/15 | 45 | URANUS | G33810/15 | 15 | WOODDESIGN | 93660/35 | 152 | | | |
| SUNRISE LIGHT | G93653/15 | 45 | URANUS | G33813/15 | 15 | WORLD | G10430/15 | 237 | | | |
| SURF | G93510/13 | 67 | URANUS | G33816/15 | 15 | WORLD | G10431/15 | 237 | | | |
| SURF | G93511/13 | 67 | URANUS | G33832/15 | 15 | WORLD | G10435/15 | 237 | | | |
| SYNERGY | 93592/29 | 172 | URANUS | G33806/13 | 14 | WORLD | G10406/15 | 237 | | | |
| SYNERGY | 93593/76 | 172 | URANUS | G33810/13 | 14 | WORLD | G10429/15 | 237 | | | |
| T | | | URANUS | G33813/13 | 14 | WRAP | G93543/15 | 53 | | | |
| TANIEL | G94668/05 | 249 | URANUS | G33816/13 | 14 | Y | | | | | |
| TANIEL | G94667/05 | 250 | URANUS | G33832/13 | 14 | YORKSHIRE | 94921/35 | 157 | | | |

nummerisch - numeric - numérique - numerico

| | | | | | | | | | | | |
|-----------|----------|-----|-----------|----------------|-----|-----------|-------------|-----|-----------|------------|-----|
| 0 | | | G16291/13 | DOORS SQUARE | 30 | 22790/15 | MARTU | 187 | G20873/05 | SMOOTH | 22 |
| G04070/15 | DONUT | 58 | G16292/13 | DOORS SQUARE | 30 | 23070/35 | NATURE | 148 | G20880/05 | SMOOTH | 25 |
| G04073/15 | DONUT | 57 | G16293/13 | DOORS SQUARE | 30 | 23070/50 | NATURE | 149 | G20881/13 | SMOOTH | 25 |
| G04076/15 | DONUT | 58 | G16294/13 | DOORS SQUARE | 30 | 23073/35 | NATURE | 148 | G20882/05 | SMOOTH | 23 |
| G04090/15 | DONUT | 57 | G16295/13 | DOORS SQUARE | 30 | 23073/50 | NATURE | 149 | G20883/13 | SMOOTH | 26 |
| G04091/15 | DONUT | 59 | G16891/13 | FASHION SQUARE | 64 | 23074/35 | NATURE | 148 | G20884/13 | SMOOTH | 25 |
| G04095/15 | DONUT | 59 | G16893/13 | FASHION SQUARE | 64 | 23074/50 | NATURE | 149 | G20885/05 | SMOOTH | 24 |
| 1 | | | G16895/13 | FASHION SQUARE | 64 | 23110/35 | FOREST | 145 | G20886/13 | SMOOTH | 24 |
| 14910/70 | RIDER | 192 | G16991/13 | FASHION ROUND | 65 | 23129/35 | FOREST | 145 | G20887/05 | SMOOTH | 26 |
| 14913/70 | RIDER | 192 | G16993/13 | FASHION ROUND | 65 | 23130/35 | FOREST | 145 | G20888/05 | SMOOTH | 23 |
| 14932/70 | RIDER | 192 | G16995/13 | FASHION ROUND | 65 | 23131/35 | FOREST | 145 | G21906/15 | CELEST | 217 |
| 17674/15 | VEGAS | 122 | G17449/13 | PERFECT | 71 | 23410/50 | FORT | 144 | G21910/15 | CELEST | 217 |
| 17674/79 | VEGAS | 122 | G17456/13 | PERFECT | 71 | 23429/50 | FORT | 144 | G21913/15 | CELEST | 217 |
| 17675/15 | VEGAS | 123 | G17570/13 | BETTER | 94 | 23430/50 | FORT | 144 | G21932/15 | CELEST | 217 |
| 17675/79 | VEGAS | 123 | G17572/13 | BETTER | 94 | 23431/50 | FORT | 144 | G26110/77 | BEAUTY | 213 |
| 17690/15 | VEGAS | 124 | G17573/13 | BETTER | 94 | 23710/70 | JESPER | 197 | G26113/77 | BEAUTY | 213 |
| 17690/79 | VEGAS | 124 | G18810/77 | TARGET | 211 | 23749/70 | JESPER | 197 | G26131/77 | BEAUTY | 213 |
| 17693/15 | VEGAS | 124 | G18829/77 | TARGET | 211 | 23758/70 | JESPER | 197 | G26133/77 | BEAUTY | 213 |
| 17693/79 | VEGAS | 124 | G18830/77 | TARGET | 211 | 23770/70 | JESPER | 196 | G26210/77 | BENKO | 218 |
| 17695/15 | VEGAS | 124 | G18835/77 | TARGET | 211 | 23771/70 | JESPER | 196 | G26229/77 | BENKO | 218 |
| 17695/79 | VEGAS | 124 | G19035/13 | WINDOW | 221 | 24910/75 | AZTEKAS | 131 | G26230/77 | BENKO | 218 |
| 18048/79 | MAGIC | 125 | G19091/13 | WINDOW | 220 | 24910/85 | AZTEKAS | 131 | G26310/70 | BENTE | 191 |
| 18070/79 | MAGIC | 126 | G19092/13 | WINDOW | 220 | 24913/75 | AZTEKAS | 131 | G26324/70 | BENTE | 191 |
| 18073/79 | MAGIC | 126 | G19093/13 | WINDOW | 220 | 24913/85 | AZTEKAS | 131 | G26334/70 | BENTE | 191 |
| 18074/79 | MAGIC | 127 | G19094/13 | WINDOW | 220 | 24932/75 | AZTEKAS | 131 | G28691/15 | FORMULAR | 248 |
| 18075/79 | MAGIC | 127 | G19095/13 | WINDOW | 221 | 24932/85 | AZTEKAS | 131 | G28692/15 | FORMULAR | 248 |
| 18093/79 | MAGIC | 125 | G19191/15 | DOORS ROUND | 31 | 24970/75 | AZTEKAS | 130 | G28693/15 | FORMULAR | 248 |
| 18095/79 | MAGIC | 125 | G19192/15 | DOORS ROUND | 31 | 24970/85 | AZTEKAS | 130 | G28694/15 | FORMULAR | 248 |
| G10406/15 | WORLD | 237 | G19193/15 | DOORS ROUND | 31 | 24991/75 | AZTEKAS | 130 | G29091/15 | MAGELLAN | 16 |
| G10429/15 | WORLD | 237 | G19194/15 | DOORS ROUND | 31 | 24991/85 | AZTEKAS | 130 | G29092/15 | MAGELLAN | 16 |
| G10430/15 | WORLD | 237 | G19195/15 | DOORS ROUND | 31 | 26810/76 | BENTLI | 202 | G29093/15 | MAGELLAN | 16 |
| G10431/15 | WORLD | 237 | G19910/15 | SENSE SQUARE | 28 | 26824/76 | BENTLI | 202 | G29094/15 | MAGELLAN | 16 |
| G10435/15 | WORLD | 237 | G19929/15 | SENSE SQUARE | 28 | 26834/76 | BENTLI | 202 | 3 | | |
| G11410/15 | MOUNTAIN | 236 | G19930/15 | SENSE SQUARE | 28 | 26910/15 | DATE | 117 | 31949/35 | POLYGON | 151 |
| G11429/15 | MOUNTAIN | 236 | G19931/15 | SENSE SQUARE | 28 | 26970/15 | DATE | 117 | 31958/35 | POLYGON | 151 |
| G11430/15 | MOUNTAIN | 236 | 2 | | | 26973/15 | DATE | 116 | 31970/35 | POLYGON | 150 |
| G11431/15 | MOUNTAIN | 236 | 21010/76 | DALMA | 180 | 26974/15 | DATE | 117 | 31970/63 | POLYGON | 150 |
| G11435/15 | MOUNTAIN | 236 | 21013/76 | DALMA | 180 | 26995/15 | DATE | 116 | 32010/15 | SKY | 112 |
| G12211/77 | COMB | 227 | 21034/76 | DALMA | 180 | 27010/05 | DIFFERENT | 224 | 32010/29 | SKY | 112 |
| G12213/77 | COMB | 227 | 21048/76 | DALMA | 182 | 27030/05 | DIFFERENT | 224 | 32049/15 | SKY | 113 |
| G12232/77 | COMB | 227 | 21059/76 | DALMA | 182 | 27035/05 | DIFFERENT | 224 | 32049/29 | SKY | 113 |
| G12234/77 | COMB | 227 | 21074/76 | DALMA | 181 | 27091/05 | DIFFERENT | 225 | 32070/15 | SKY | 115 |
| G13610/15 | MORE | 215 | 21094/76 | DALMA | 181 | 29210/15 | NOBLE | 118 | 32070/29 | SKY | 114 |
| G13613/15 | MORE | 215 | 21096/76 | DALMA | 181 | 29230/15 | NOBLE | 118 | 32072/15 | SKY | 115 |
| G13632/15 | MORE | 215 | 21210/15 | BULB | 216 | 29235/15 | NOBLE | 118 | 32072/29 | SKY | 114 |
| G13633/15 | MORE | 215 | 21213/15 | BULB | 216 | G20010/13 | SENSE ROUND | 29 | 33310/35 | TREE | 147 |
| G15206/77 | STAIRS | 212 | 21216/15 | BULB | 216 | G20030/13 | SENSE ROUND | 29 | 33310/50 | TREE | 146 |
| G15210/77 | STAIRS | 212 | 22510/15 | FONDA | 244 | G20031/13 | SENSE ROUND | 29 | 33329/35 | TREE | 147 |
| G15229/77 | STAIRS | 212 | 22534/15 | FONDA | 244 | G20410/13 | WALK | 214 | 33329/50 | TREE | 146 |
| G15232/77 | STAIRS | 212 | 22548/15 | FONDA | 245 | G20413/13 | WALK | 214 | 33330/35 | TREE | 147 |
| G15234/77 | STAIRS | 212 | 22559/15 | FONDA | 245 | G20432/13 | WALK | 214 | 33330/50 | TREE | 146 |
| G15591/13 | SAMURAI | 32 | 22574/15 | FONDA | 245 | G20433/13 | WALK | 214 | 33331/35 | TREE | 147 |
| G15592/13 | SAMURAI | 32 | 22595/15 | FONDA | 244 | G20870/13 | SMOOTH | 21 | 33331/50 | TREE | 146 |
| G15593/13 | SAMURAI | 32 | 22710/15 | MARTU | 187 | G20871/05 | SMOOTH | 21 | 35610/05 | WHITE BALL | 226 |
| G15594/13 | SAMURAI | 32 | 22770/15 | MARTU | 187 | G20872/05 | SMOOTH | 22 | 35631/05 | WHITE BALL | 226 |

nummerisch - numeric - numérique - numerico

| | | | | | | | | | | | |
|-----------|------------|-----|-----------|-------------|-----|----------|-------------|-----|----------|--------------|-----|
| 35634/05 | WHITE BALL | 226 | 59591/05 | SHIP | 77 | 93582/15 | ICEDROP | 84 | 93649/00 | SHERWOOD | 154 |
| G30506/13 | PLUTO | 12 | 59592/05 | SHIP | 76 | 93583/15 | ICEDROP | 85 | 93650/00 | STOCKHOLM | 167 |
| G30506/15 | PLUTO | 13 | 59593/05 | SHIP | 76 | 93584/15 | GHOST | 132 | 93650/03 | STOCKHOLM | 167 |
| G30510/13 | PLUTO | 12 | 59594/30 | SHIP | 78 | 93585/15 | DUBAI | 120 | 93651/70 | STORM | 204 |
| G30510/15 | PLUTO | 13 | 59596/30 | SHIP | 79 | 93588/70 | FLEETWOOD | 184 | 93652/70 | STORM | 204 |
| G30513/13 | PLUTO | 12 | 6 | | | 93589/70 | GRIMSBY | 185 | 93654/15 | TITANIC | 165 |
| G30513/15 | PLUTO | 13 | 60847/05 | STATUS | 74 | 93590/70 | SALFORD | 185 | 93656/93 | WATERFALL | 140 |
| G30532/13 | PLUTO | 12 | 60848/05 | STATUS | 74 | 93592/29 | SYNERGY | 172 | 93657/93 | WATERFALL | 140 |
| G30532/15 | PLUTO | 13 | 60858/05 | STATUS | 75 | 93593/76 | SYNERGY | 172 | 93658/93 | WATERFALL | 140 |
| G30534/13 | PLUTO | 12 | 60873/05 | STATUS | 73 | 93594/76 | TYCHO | 174 | 93659/35 | WOODDESIGN | 152 |
| G30534/15 | PLUTO | 13 | 60875/05 | STATUS | 73 | 93595/76 | CORIOLIS | 174 | 93660/35 | WOODDESIGN | 152 |
| G30535/13 | PLUTO | 12 | 60877/05 | STATUS | 73 | 93597/29 | HIPPOLYTE | 176 | 93668/76 | FRIEDA | 203 |
| G30558/13 | PLUTO | 10 | 60880/05 | STATUS | 72 | 93599/06 | SHOOT | 183 | 94416/05 | DIFFERENT | 225 |
| G30586/13 | PLUTO | 11 | 60890/05 | STATUS | 72 | 93599/13 | SHOOT | 183 | 94421/00 | FIZZY | 239 |
| G30596/13 | PLUTO | 11 | 60895/05 | STATUS | 72 | 93601/06 | LEONID | 176 | 94422/05 | LIPPA | 242 |
| G32210/15 | TORSION | 208 | 60898/05 | STATUS | 72 | 93609/15 | BOMBILLA | 134 | 94423/05 | LIPPA | 242 |
| G32229/15 | TORSION | 208 | 65010/77 | FURORE | 219 | 93610/35 | BIO | 155 | 94424/15 | NIEBLA | 239 |
| G32230/15 | TORSION | 208 | 65013/77 | FURORE | 219 | 93610/50 | BIO | 155 | 94425/05 | ZEBRA | 240 |
| G32235/15 | TORSION | 208 | 65034/77 | FURORE | 219 | 93611/29 | FEODORA | 177 | 94425/15 | ZEBRA | 240 |
| G33710/88 | TRIBE | 143 | G61849/05 | TUBE | 40 | 93612/29 | KAGO | 177 | 94426/05 | SLASH | 238 |
| G33729/88 | TRIBE | 143 | G61858/05 | TUBE | 41 | 93613/55 | DIRT | 198 | 94426/13 | SLASH | 238 |
| G33730/88 | TRIBE | 143 | G61870/05 | TUBE | 40 | 93613/74 | DIRT | 198 | 94427/29 | ATHENA | 178 |
| G33735/88 | TRIBE | 143 | G61890/05 | TUBE | 40 | 93614/70 | ROPE | 199 | 94428/13 | PERRY | 238 |
| G33806/13 | URANUS | 14 | G64710/13 | SATURNO | 210 | 93615/70 | TORRES | 199 | 94429/05 | MELVILLE | 241 |
| G33806/15 | URANUS | 15 | G64713/13 | SATURNO | 210 | 93616/70 | SALMA | 200 | 94429/13 | MELVILLE | 241 |
| G33810/13 | URANUS | 14 | G64732/13 | SATURNO | 210 | 93617/70 | BENTE | 200 | 94433/05 | VULCANO | 90 |
| G33810/15 | URANUS | 15 | G65142/21 | ART WORK | 69 | 93618/02 | DESERT | 201 | 94433/65 | VULCANO | 91 |
| G33813/13 | URANUS | 14 | G65156/21 | ART WORK | 69 | 93618/03 | DESERT | 201 | 94434/05 | VULCANO | 90 |
| G33813/15 | URANUS | 15 | G65172/21 | ART WORK | 69 | 93618/72 | DESERT | 201 | 94434/65 | VULCANO | 91 |
| G33816/13 | URANUS | 14 | G67410/21 | TRANSIT | 246 | 93619/15 | BOMBILLA | 134 | 94435/15 | NOBLE | 118 |
| G33816/15 | URANUS | 15 | G67429/21 | TRANSIT | 246 | 93620/29 | BRILLIANCE | 110 | 94436/15 | NOBLE | 119 |
| G33832/13 | URANUS | 14 | G67430/21 | TRANSIT | 246 | 93621/15 | BRILLIANCE | 111 | 94458/70 | BOBBI | 193 |
| G33832/15 | URANUS | 15 | G67435/21 | TRANSIT | 246 | 93621/29 | BRILLIANCE | 110 | 94459/70 | BOBBI | 193 |
| G33835/13 | URANUS | 14 | G67473/21 | TRANSIT | 247 | 93622/15 | BRILLIANCE | 109 | 94466/15 | CRUSH | 128 |
| G33991/15 | VOGUE | 63 | G67495/21 | TRANSIT | 246 | 93623/15 | BRILLIANCE | 109 | 94466/85 | CRUSH | 128 |
| G33993/15 | VOGUE | 63 | 9 | | | 93623/29 | BRILLIANCE | 111 | 94467/15 | CRUSH | 129 |
| G33995/15 | VOGUE | 63 | 93444/70 | ANOUEK | 190 | 93627/15 | DUBAI | 121 | 94467/85 | CRUSH | 129 |
| G36201/77 | SEDNA | 222 | 93478/29 | DALMA | 179 | 93628/15 | DUBAI | 121 | 94474/63 | GRAFITTI | 207 |
| G36210/77 | SEDNA | 222 | 93509/20 | GENTLE | 103 | 93630/70 | FRIEDA | 203 | 94475/63 | GRAFITTI | 207 |
| G36229/77 | SEDNA | 222 | 93509/22 | GENTLE | 103 | 93632/15 | ICEDROP | 84 | 94476/63 | GRAFITTI | 207 |
| G36230/77 | SEDNA | 222 | 93512/05 | MAILAND | 86 | 93633/05 | ICEDROP | 84 | 94480/70 | LAUREN | 193 |
| G36231/77 | SEDNA | 222 | 93513/05 | MAILAND | 86 | 93634/05 | ICEDROP | 84 | 94481/70 | LAUREN | 193 |
| G37410/77 | FRAME | 223 | 93514/05 | MAILAND | 86 | 93635/22 | INDEPENDENT | 98 | 94491/70 | TYPHOON | 194 |
| G37429/77 | FRAME | 223 | 93515/05 | SUN | 87 | 93636/22 | INDEPENDENT | 98 | 94492/70 | TYPHOON | 194 |
| G37430/77 | FRAME | 223 | 93516/05 | SUN | 87 | 93637/22 | INDEPENDENT | 98 | 94669/15 | LAWINA | 251 |
| G37431/77 | FRAME | 223 | 93518/75 | FIRST | 83 | 93639/15 | MANDAL | 168 | 94671/05 | DARCEY | 251 |
| 5 | | | 93532/15 | DUBAI | 120 | 93640/15 | MANDAL | 168 | 94672/05 | DARCEY | 251 |
| 59548/05 | SHIP | 77 | 93546/05 | COPPA | 159 | 93642/15 | RIGA | 166 | 94860/09 | EIFFEL TOWER | 104 |
| 59548/30 | SHIP | 79 | 93552/31 | COPPPRA | 179 | 93643/15 | RIGA | 166 | 94861/05 | ROM | 133 |
| 59569/05 | SHIP | 77 | 93557/06 | PURE | 175 | 93645/15 | SANDNESS | 169 | 94862/76 | ROUTE 66 | 186 |
| 59569/30 | SHIP | 79 | 93558/05 | SILENCE | 105 | 93645/29 | SANDNESS | 169 | 94862/77 | ROUTE 66 | 186 |
| 59574/30 | SHIP | 78 | 93561/70 | NORTH | 159 | 93645/93 | SANDNESS | 169 | 94863/76 | ROUTE 66 | 186 |
| 59576/05 | SHIP | 76 | 93561/75 | NORTH | 159 | 93646/75 | SANSIBAR | 162 | 94863/77 | ROUTE 66 | 186 |
| 59590/05 | SHIP | 77 | 93563/22 | INDEPENDENT | 99 | 93647/75 | SANSIBAR | 162 | 94868/63 | GIRAFFE | 100 |
| 59590/30 | SHIP | 78 | 93564/22 | INDEPENDENT | 99 | 93648/75 | SANSIBAR | 162 | 94868/86 | GIRAFFE | 101 |

nummerisch - numeric - numérique - numerico

| | | | | | | | | |
|------------|------------------|-----|-----------|-------------------|-----|-----------|-----------|-----|
| 94869/63 | GIRAFFE | 100 | G93625/15 | DELTA | 43 | G94463/13 | CERES | 19 |
| 94869/86 | GIRAFFE | 101 | G93626/15 | DELTA | 43 | G94464/05 | CERES | 20 |
| 94905/76 | GRIGORY | 173 | G93641/13 | QUASAR | 39 | G94464/13 | CERES | 20 |
| 94906/76 | HOME | 173 | G93644/15 | SAILING | 230 | G94465/15 | CIRCLE | 56 |
| 94913/15 | QUADRI | 135 | G93653/15 | SUNRISE LIGHT | 45 | G94468/13 | DNA | 36 |
| 94917/05 | BRANDON | 160 | G93655/15 | VENUS | 42 | G94469/13 | DNA | 36 |
| 94918/74 | ELIAS | 161 | G94264/15 | MARTINO | 136 | G94470/13 | DNA | 37 |
| 94918/75 | ELIAS | 161 | G94265/15 | MARTINO | 136 | G94471/13 | DNA | 37 |
| 94918/76 | ELIAS | 161 | G94266/15 | MARTINO | 136 | G94472/15 | ETERNITY | 50 |
| 94919/76 | ELIAS | 161 | G94267/15 | MARTINO | 136 | G94473/13 | FAIR | 243 |
| 94921/35 | YORKSHIRE | 157 | G94279/15 | LARINA | 139 | G94477/35 | HARDWOOD | 153 |
| 94922/35 | YORKSHIRE | 157 | G94280/15 | LARINA | 139 | G94478/35 | HARDWOOD | 153 |
| 94923/35 | PLANT | 158 | G94281/15 | LARINA | 139 | G94479/35 | HARDWOOD | 153 |
| 94924/63 | PLANT | 158 | G94320/15 | TRUST | 88 | G94482/13 | LOOP | 38 |
| 94927/70 | CARMEN | 205 | G94322/15 | TOPIC | 52 | G94483/15 | MOVABLE | 209 |
| 94928/70 | CARMEN | 205 | G94323/13 | SLIDE | 35 | G94484/15 | MOVABLE | 209 |
| 94929/15 | FILMO | 106 | G94324/13 | WAY | 53 | G94485/15 | NEPTUN | 17 |
| 94944/70 | RINGS | 195 | G94325/05 | VULKAN | 93 | G94486/15 | NEPTUN | 17 |
| 94945/70 | RINGS | 195 | G94326/15 | VISION | 55 | G94487/15 | NEPTUN | 17 |
| 94948/63 | UMBRELLA | 156 | G94330/21 | FIXED | 70 | G94488/05 | SOFT | 80 |
| 96659A00 | AMBIENCE | 178 | G94333/15 | NEW DESIGN | 49 | G94489/15 | TOGETHER | 55 |
| 96660A00 | CANDLE | 178 | G94336/05 | FREE | 81 | G94490/15 | TRAFFIC | 46 |
| 96694A10 | DECO BULB RETRO | 178 | G94337/05 | FREE | 81 | G94493/05 | CERES | 20 |
| 96697/05 | LED LEUCHTMITTEL | 257 | G94338/05 | FREE | 81 | G94493/13 | CERES | 20 |
| 96698/05 | LED LEUCHTMITTEL | 257 | G94380/05 | TEIDE | 92 | G94498/05 | CERES | 18 |
| 96699/05 | LED LEUCHTMITTEL | 257 | G94380/30 | TEIDE | 92 | G94498/13 | CERES | 18 |
| 96700/05 | LED LEUCHTMITTEL | 258 | G94389/15 | FINE | 137 | G94667/05 | TANIEL | 250 |
| 96701/05 | LED LEUCHTMITTEL | 258 | G94390/15 | FINE | 137 | G94667/13 | TANIEL | 250 |
| 96702/05 | LED LEUCHTMITTEL | 258 | G94391/15 | FINE | 137 | G94668/05 | TANEL | 249 |
| F-93444/70 | ANOUK | 190 | G94392/05 | SOLUTION | 82 | G94673/05 | FRANCA | 250 |
| G93504/13 | CURVED | 96 | G94393/05 | SOLUTION | 82 | G94673/13 | FRANCA | 250 |
| G93507/15 | GATE | 48 | G94394/15 | PICTURE | 62 | G94825/77 | MEET | 97 |
| G93508/15 | GATE | 48 | G94395/05 | FLAT | 27 | G94871/05 | GLENN | 235 |
| G93510/13 | SURF | 67 | G94396/05 | FLAT | 27 | G94871/06 | GLENN | 235 |
| G93511/13 | SURF | 67 | G94397/05 | FLAT | 27 | G94907/06 | NEW YORK | 102 |
| G93517/13 | TREND | 83 | G94398/77 | SCRIPT | 89 | G94908/06 | NEW YORK | 102 |
| G93525/15 | ELEGANT | 60 | G94399/77 | SCRIPT | 89 | G94909/15 | CLAP | 232 |
| G93526/15 | ELEGANT | 60 | G94402/13 | VENTI | 95 | G94920/05 | NELE | 234 |
| G93527/15 | ELEGANT | 61 | G94403/13 | MUSIC | 233 | G94920/06 | NELE | 234 |
| G93528/15 | ELEGANCE | 61 | G94432A72 | LIGHT STRIP MUSIC | 253 | G94946/13 | SLIDE | 35 |
| G93535/21 | SUNRISE | 68 | G94438/15 | FANTASIE | 138 | G94947/13 | SLIDE | 35 |
| G93536/21 | SUNRISE | 68 | G94439/15 | FANTASIE | 138 | G96284/72 | EVERGREEN | 252 |
| G93537/15 | VIEW | 47 | G94440/15 | CIRCLE | 56 | | | |
| G93538/15 | VIEW | 47 | G94453/15 | BEACH | 54 | | | |
| G93539/13 | LIQUID | 66 | G94454/15 | BEACH | 54 | | | |
| G93540/13 | LIQUID | 66 | G94455/15 | BLOCK | 51 | | | |
| G93541/21 | PLATE | 70 | G94456/15 | BLOCK | 51 | | | |
| G93543/15 | WRAP | 53 | G94457/15 | BLOCK | 51 | | | |
| G93548/13 | PANARO | 231 | G94460/05 | CERES | 18 | | | |
| G93556/15 | VIEW | 47 | G94460/13 | CERES | 18 | | | |
| G93568/15 | VIEW | 47 | G94461/05 | CERES | 18 | | | |
| G93575/15 | INAYA | 229 | G94461/13 | CERES | 18 | | | |
| G93586/15 | SAILING | 230 | G94462/05 | CERES | 19 | | | |
| G93596/15 | SUNRISE LIGHT | 45 | G94462/13 | CERES | 19 | | | |
| G93624/15 | DELTA | 44 | G94463/05 | CERES | 19 | | | |

[illegible]

[illegible]

[illegible]

[illegible]

Deutschland/Österreich/Schweiz

Brilliant AG
Brillantstr. 1
D-27438 Postfach 1109
D-27442 Gnarrenburg
Tel.: +49 (0) 47 63 89 0
Fax: +49 (0) 47 63 89 171
Internet: www.brilliant-ag.com
info@brilliant-ag.com

Italia

Brilliant AG Italia
Strada 1, Palazzo F1,
Milanofiori
I - 20090 Assago (MI)
Tel.: + 39 0 2 40 91 56 71
Fax: + 39 0 2 40 91 75 50
info@brilliant-ag.it

België/Luxemburg

Brilliant Benelux
12, rue Faiderherbe
3ème étage
F - 59000 Lille
Tel.: + 33 (0) 3 20 13 28 04
Fax: + 33 (0) 3 20 55 75 09
info@brilliant-ag.be

Danmark

Brilliant Danmark
Haarup Tvaervej 1
8600 Silkeborg
Tel.: + 45 97 47 26 95
Fax: + 45 97 47 14 95
info@brilliant-ag.dk

España / Portugal

Brilliant Ibérica S.L.
Pol. Ind. Más Blau I, Edificio Muntadas I
Entrada A
Carrer Bergueda 1
Edificio Muntadas A
08820 EL PRAT DE LLOBREGAT
Tel.: +34 9 31 42 62 81
info@brilliant-ag.es

France

Service France
Brillantstr. 1
D-27438 Postfach 1109
D-27442 Gnarrenburg
Tel.: + 33 (0) 3 87 95 93 30
+ 33 (0) 3 87 95 93 31
Fax: + 33 (0) 3 87 95 93 32
info@brilliant-ag.fr

Great Britain

Poole Lighting Ltd.
9 Cabot Lane
Creekmore
Poole
Dorset
BH23 3PE
Tel.: + 44 (0) 120 269 7344
info@poolelighting.com

Hellas

Brilliant AG
Brillantstr. 1
D-27438 Postfach 1109
D-27442 Gnarrenburg
Tel.: +49 (0) 47 63 89 0
Fax: +49 (0) 47 63 89 170
Internet: www.brilliant-ag.com
info@brilliant-ag.com

Ireland

Peter Simmons
Mobile.: +353 (0) 86 781 2852
ireland@brilliant-ag.com

Macedonia

AS Light
Voin Drashkici 32
1000 Skopje, R. Macedonia
Tel./Fax: +389 (0) 2/3117 129
Mobile: +389 (0) 75/245 728; 39 30 29
macedonia@brilliant-ag.com

Nederland

Brilliant Benelux
12 rue Faiderherbe
3ème étage
F-59000 Lille
Tel.: +31 (0) 35 531 8208
Fax: +31 (0) 35 533 0503
info@brilliant-ag.nl

Norge

Triolux AS
Tel.: +47 38 18 58 80
norge@brilliant-ag.com

Polska

DeLighting Poland Spolka Z Ogranic-
zona
Odpowiedzialnoscia
Psary Male,
u. Budowlana 10
62-300 Wrzesnia
Tel.: +48 61 436 74 81
Fax: +48 60 777 34 94
polska@brilliant-ag.com

Rossija

OOO Brilliant RUS
Ryvabinovaya St.55 bl.2
121471 Moscow
Tel./Fax: +7 (495) 443-2364
Tel./Fax: +7 (495) 446-5934
sale@brilliant-rus.ru
www.brilliant-rus.ru

Sverige

Brilliant Sweden
Tel.: +46 8 559 22 535
info@brilliant-ag.se

Türkiye

Brilliant Aydınlatma İthalat İhracat
ve Tic. Ltd. Şti.
Mimar Sinan Mah, Cavaşbaşı Cad.
Ayfer Sk. No:13 D:5
Cekmeköy/İstanbul PK:34782
Tel.: +90 216 640 17 93
Fax: +90 216 640 17 50
info@brilliant.com.tr
www.brilliant.com.tr

U.A.E.

Brilliant Arabia
Office Middle and Far East,
North Africa
Po Box 371027
Dubai - UAE
Tel.: +971 50 10 06 28 5
Fax: +971 42395615
Mobil: +971 50 10 06 28 5
arabia@brilliant-ag.com

Central Africa and Caribbean

FM Global
Bareel 13
9170 De Klinge
Belgium
Tel.: +32 476 912 108
africa@brilliant-ag.com

**Česká Republika /
Slovenská Republika**

René Schmidt
Jamnická 456
Staré Město
Frýdek-Místek
CZ-738 01
Tel.: +420 603 537 120
Fax: +420 226 013 302
czech@brilliant-ag.com
slovenska-republika@brilliant-ag.com

Serbien, Bosnien und Herzogowina

LED Rasveta - Inženjering d.o.o.
Bul. Muhajla Pupina 10d/20 n.p.
11070 Novi Beograd
Serbien
Tel.: +381 11 311 31 93
Fax: +381 11 314 83 39
serbia@brilliant-ag.com
www.vtac-ledrasveta.rs



Brilliant AG

Brilliantstr. 1 · D-27442 Gnarrenburg
Tel.: +49 (0) 47 63 89 0 · Fax: +49 (0) 47 63 89 171
international_sales@brilliant-ag.com · www.brilliant-ag.com

92079/00



4 004353 255328