

HOLDBOX®



ORANGE LED

KATALOG 2017/2018

Szanowni Państwo


Mamy wielką przyjemność zaprezentować Państwu nasz najnowszy katalog produktów oferowanych przez naszą firmę. Ze względu na bardzo dynamicznie rozwijający się rynek oświetleniowy postanowiliśmy rozszerzyć swoją ofertę o asortyment opraw oświetleniowych LED. W naszej ofercie znaleźć można oprawy techniczne oraz dekoracyjne. Ofertę jak zawsze uzupełniamy o różnego rodzaju komponenty do produkcji oświetlenia. Oferujemy także realizację dedykowanych zleceń dotyczących technologii LED w oparciu o własny dział projektowo-konstrukcyjny oraz nowoczesny park maszynowy. Produkcja w Polsce umożliwia nam pełną kontrolę jakości w całym cyklu produkcyjnym. Zapraszamy do zapoznania się z naszą ofertą.



Dear Sir or Madam

We have a great pleasure to present You our newest Catalogue of products in our company's range. Due to dynamic progress of lighting market we have decided to extend our range for LED lighting luminaires. You can find technical and decorative lighting luminaires in our offer, as always supplemented by lighting components. We also offer realization of LED technology requirements based on our own design-development department and modern machine park. Manufacturing in Poland let us control the quality during the whole production process.

We invite You to check our offer.



PRZEWODNIK / GUIDE

OPRAWY OŚWIETLENIOWE LED / LED LUMINAIRES

	LAMPY WISZĄCE / PENDANT LAMPS _____	3
	LAMPY ŚCIENNE / WALL LAMPS _____	15
	LAMPY NATYNKOWE / SURFACE MOUNTED CEILING LAMPS _____	23
	LAMPY DO WBUDOWANIA / BUILT-IN CEILING LAMPS _____	37
	OŚWIETLENIE SPECJALNE / SPECIAL LIGHTING _____	49

KOMPONENTY LED / LED COMPONENTS

	ŻARÓWKI LED / LED BULBS _____	57
	ŚWIETŁÓWKI LED T8 / LED TUBES T8 _____	59
	ŚWIETŁÓWKI LED T5 / LED TUBES T5 _____	65
	LUGA SHOP COB _____	71
	SMD LINE / SMD KIT _____	75
	ELASTYCZNE TAŚMY LED / FLEXIBLE LED STRIPES _____	79
	PROFILE LED / LED PROFILES _____	85
	STEROWANIE LED / LED LIGHT CONTROL _____	95
	ZASILACZE LED / LED DRIVERS _____	99

SPIS TREŚCI / TABLE OF CONTENTS _____	111
---------------------------------------	-----

LEGENDA / LEGEND _____	113
------------------------	-----

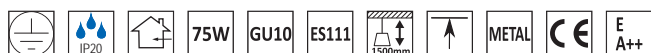


LAMPY WISZĄCE / PENDANT LAMPS



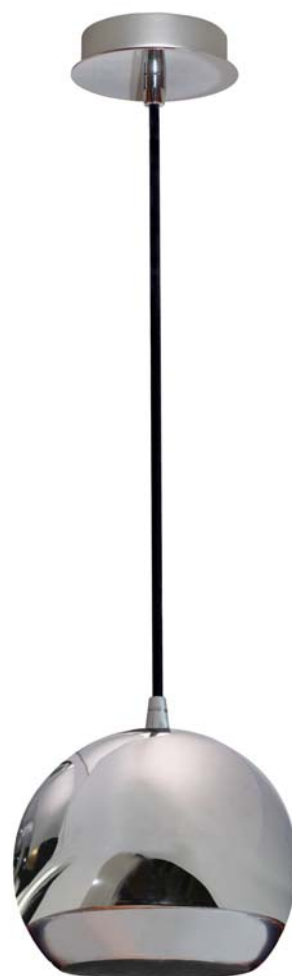
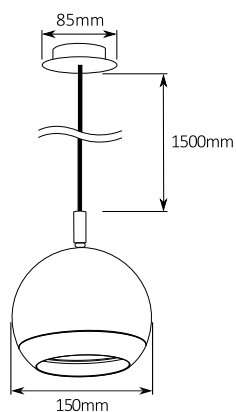


BALLABIO GU10/ES111



Input voltage 220–240 VAC

No. Art.	Colour
HB14016	Biały z chromowanym pierścieniem/White with chrome ring
HB14017	Czarny z chromowanym pierścieniem/Black with chrome ring
HB14018	Cały chromowany/All chrome



AKCESORIA/ACCESSORIES

No. Art.	Dekoracyjny pierścień/Decorative ring
HB90008	Biały/White
HB90009	Czarny/Black




No. Art.	Polecana żarówka/Recommended bulb
HB29073	LED COB/ES111 GU10 15W/1050lm/36°/3000K/Biały/White
HB29075	LED COB/ES111 GU10 15W/1050lm/36°/3000K/Czarny/Black



Więcej żarówek na str. 58/More bulbs page 58

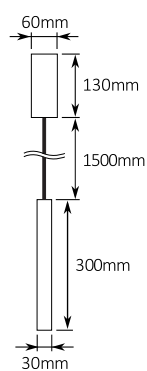


MILANO 30/7,5W




Input voltage 220–240 VAC

No. Art.	Colour
HB14010	Biały/White
HB14011	Czarny/Black

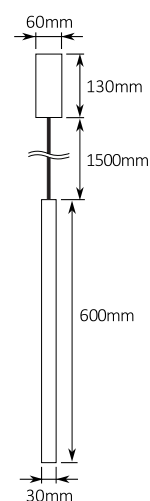


MILANO 60/7,5W



Input voltage 220–240 VAC


No. Art.	Colour
HB14008	Biały/White
HB14009	Czarny/Black



Inne wersje na str. 22/Other models page 22


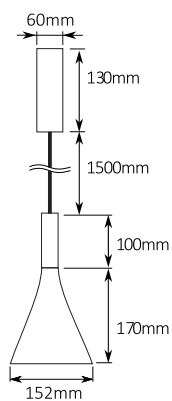


PALERMO 7,5W




Input voltage 220–240 VAC

No. Art.	Colour
HB14012	Biały/White
HB14013	Czarny/Black



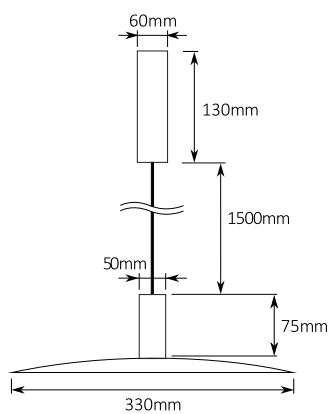


MODENA 9W




Input voltage 220–240 VAC

No. Art.	Colour
HB14027	Biały/White
HB14028	Czarny/Black





PULSANO PENDANT 37W

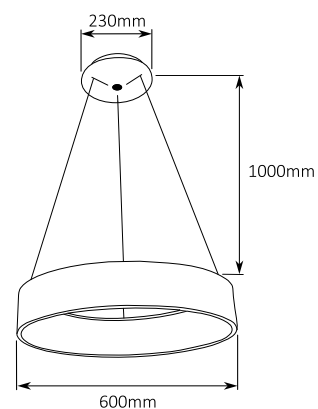



Input voltage 220–240 VAC

No. Art.	Colour
----------	--------

HB14029	Biały/White
---------	-------------

HB14030	Czarny/Black
---------	--------------





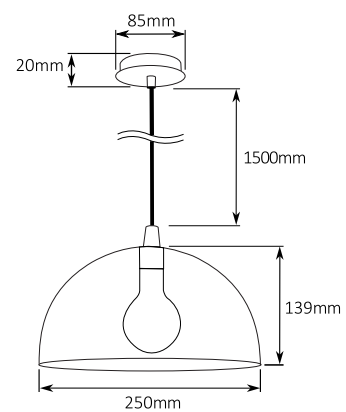
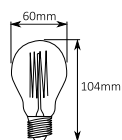
PARMA E27



Input voltage 220-240 VAC

No. Art.	Colour
HB14025	Biały/White
HB14026	Czarny i Złoty/Black & Gold

No. Art.	Polecana żarówka/Recommended bulb
HB29068	E27 Standard BULB filament 8W/1055lm/360°/2700K



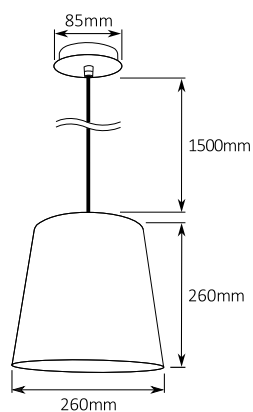


MONZA E27

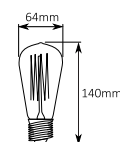


Input voltage 220–240 VAC

No. Art.	Colour
HB14023	Biały/White
HB14024	Czarny i Złoty/Black & Gold




No. Art.	Polecana żarówka/Recommended bulb
HB29069	E27 CONE filament 8W/1055lm/360°/2700K



Więcej żarówek na str. 58/More bulbs page 58



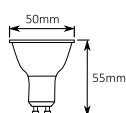
BARI 17 GU10



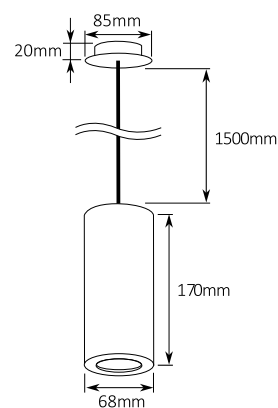
Input voltage 220–240 VAC

No. Art.	Colour
HB14019	Biały i Czarny/White & Black
HB14020	Czarny/Black

No. Art.	Polecana żarówka/Recommended bulb
HB29071	LED GU10 5W/400lm/45°/3000K/Biała/White



Więcej żarówek na str. 58/More bulbs page 58



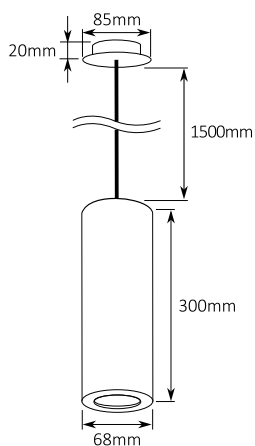


BARI 30 GU10

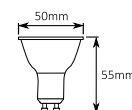


Input voltage 220–240 VAC


No. Art.	Colour
HB14021	Biały i Czarny/White & Black
HB14022	Czarny/Black



No. Art.	Polecana żarówka/Recommended bulb
HB29071	LED GU10 5W/400lm/45°/3000K/Biała/White



Więcej żarówek na str. 58/More bulbs page 58

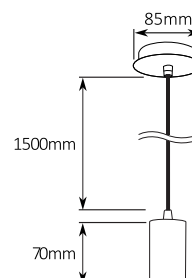


LUGO E27



Input voltage 220-240 VAC

No. Art.	Colour
HB14014	Biały/White
HB14015	Czarny/Black



No. Art.	Polecana żarówka/Recommended bulb
HB29069	E27 CONE filament 8W/1055lm/360°/2700K
HB29070	E27 GLOBE filament 8W/1055lm/360°/2700K



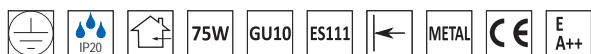
Więcej żarówek na str. 58/More bulbs page 58



LAMPY ŚCIENNE / WALL LAMPS

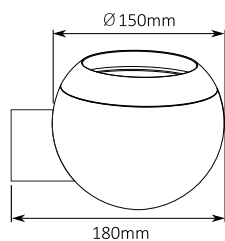


BALLABIO WALL GU10/ES111



Input voltage 220–240 VAC


No. Art.	Colour
HB13017	Biały z chromowanym pierścieniem/White with chrome ring
HB13018	Czarny z chromowanym pierścieniem/Black with chrome ring
HB13021	Cały chromowany/All chrome



No. Art.	Polecana żarówka/Recommended bulb
HB29073	LED COB/ES111 GU10 15W/1050lm/36°/3000K/Biały/White
HB29075	LED COB/ES111 GU10 15W/1050lm/36°/3000K/Czarny/Black

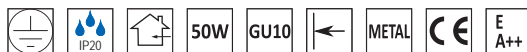


Więcej żarówek na str. 58/More bulbs page 58



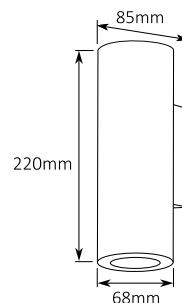


BARI UP/DOWN GU10



Input voltage 220–240 VAC


No. Art.	Colour
HB13019	Biały i Czarny/White & Black
HB13020	Czarny/Black



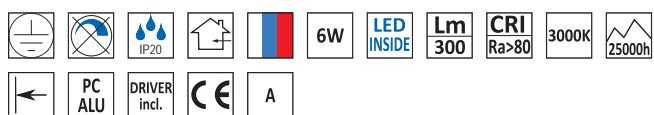
No. Art.	Polecana żarówka/Recommended bulb
HB29071	LED GU10 5W/400lm/45°/3000K/Biała/White



Więcej żarówek na str. 58/More bulbs page 58

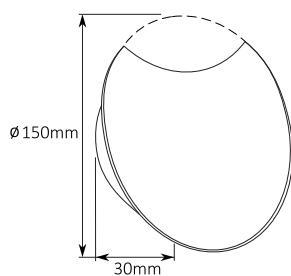


RODI MOON 6W

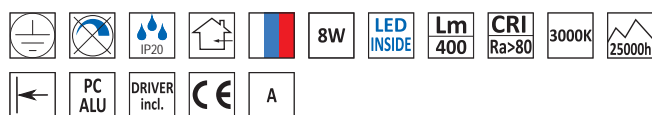


Input voltage 220–240 VAC

No. Art.	Colour
HB13001/LED White	Biały/White
HB13001B/LED Blue	Biały/White
HB13001R/LED Red	Biały/White
HB13002/LED White	Czarny/Black
HB13002B/LED Blue	Czarny/Black
HB13002R/LED Red	Czarny/Black

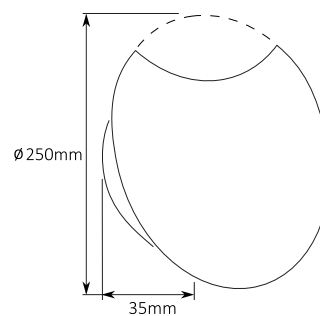



RODI MOON 8W




Input voltage 220–240 VAC

No. Art.	Colour
HB13003/LED White	Biały/White
HB13003B/LED Blue	Biały/White
HB13003R/LED Red	Biały/White
HB13004/LED White	Czarny/Black
HB13004B/LED Blue	Czarny/Black
HB13004R/LED Red	Czarny/Black




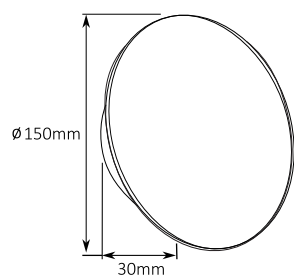


JESI SUN 6W




Input voltage 220–240 VAC

No. Art.	Colour
HB13005/LED White	Biały/White
HB13005B/LED Blue	Biały/White
HB13005R/LED Red	Biały/White
HB13006/LED White	Czarny/Black
HB13006B/LED Blue	Czarny/Black
HB13006R/LED Red	Czarny/Black

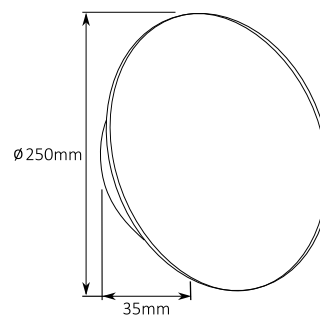


JESI SUN 8W




Input voltage 220–240 VAC

No. Art.	Colour
HB13007/LED White	Biały/White
HB13007B/LED Blue	Biały/White
HB13007R/LED Red	Biały/White
HB13008/LED White	Czarny/Black
HB13008B/LED Blue	Czarny/Black
HB13008R/LED Red	Czarny/Black



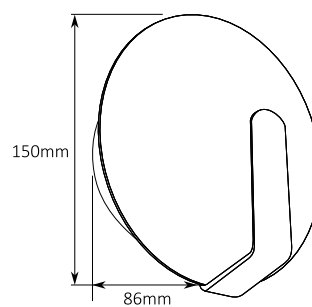



ALBA WALL 5W



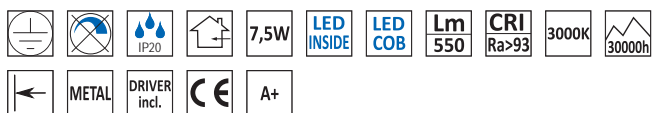
Input voltage 220–240 VAC

No. Art.	Colour
HB13023	Biały/White
HB13024	Czarny i Złoty/Black & Gold




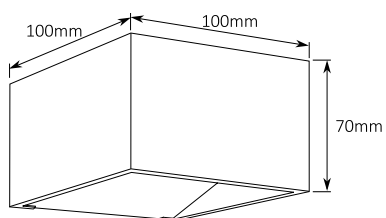


TODI WALL 7,5W



Input voltage 220–240 VAC


No. Art.	Colour
HB13013	Biały/White
HB13014	Czarny/Black
HB13022	Czarny i Złoty/Black & Gold



Wersja ze złotym wnętrzem 5W/320lm/Version with gold colour inside is only 5W/320lm

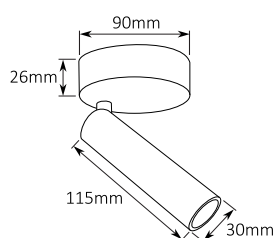


MILANO CEILING 7,5W

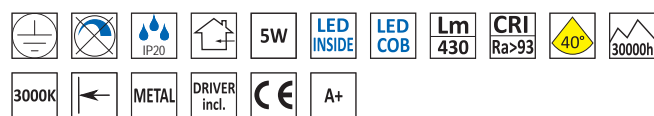


Input voltage 220–240 VAC

No. Art.	Colour
HB12039	Biały/White
HB12040	Czarny/Black

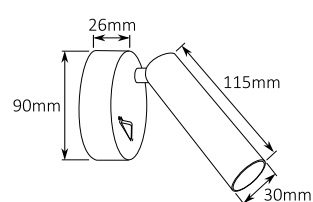


MILANO BED SIDE 5W



Input voltage 220–240 VAC

No. Art.	Colour
HB13015	Biały/White
HB13016	Czarny/Black






LAMPY NATYNKOWE / SURFACE MOUNTED CEILING LAMPS

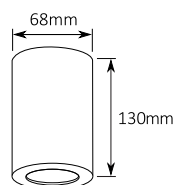


BARI 13 GU10 CEILING

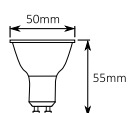


Input voltage 220–240 VAC

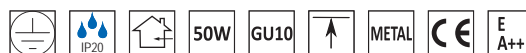
No. Art.	Colour
HB12015	Biały i Czarny/White & Black
HB12016	Czarny/Black



No. Art.	Polecana żarówka/Recommended bulb
HB29071	LED GU10 5W/400lm/45°/3000K/Biała/White

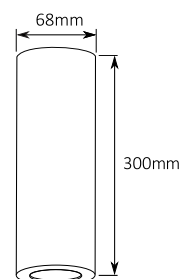


BARI 30 GU10 CEILING

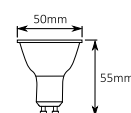


Input voltage 220–240 VAC

No. Art.	Colour
HB12017	Biały i Czarny/White & Black
HB12018	Czarny/Black



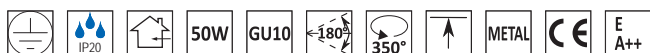
No. Art.	Polecana żarówka/Recommended bulb
HB29071	LED GU10 5W/400lm/45°/3000K/Biała/White



Więcej żarówek na str. 58/More bulbs page 58

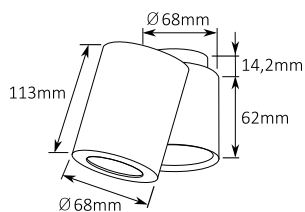


BARI I CEILING GU10



Input voltage 220–240 VAC

No. Art.	Colour
HB12019	Biały i Czarny/White & Black
HB12020	Czarny/Black

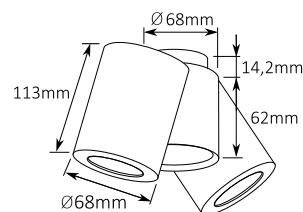


BARI II CEILING GU10

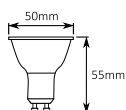


Input voltage 220–240 VAC

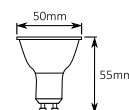
No. Art.	Colour
HB12021	Biały i Czarny/White & Black
HB12022	Czarny/Black



No. Art.	Polecana żarówka/Recommended bulb
HB29071	LED GU10 5W/400lm/45°/3000K/Biała/White




No. Art.	Polecana żarówka/Recommended bulb
HB29071	LED GU10 5W/400lm/45°/3000K/Biała/White



Więcej żarówek na str. 58/More bulbs page 58

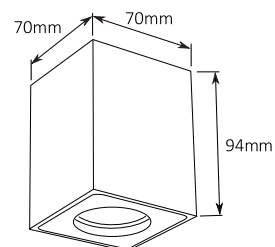


VASTO CEILING GU10



Input voltage 220–240 VAC

No. Art.	Colour
HB12027	Biały i Czarny/White & Black
HB12028	Czarny/Black



No. Art.	Polecana żarówka/Recommended bulb
HB29071	LED GU10 5W/400lm/45°/3000K/Biała/White



Więcej żarówek na str. 58/More bulbs page 58

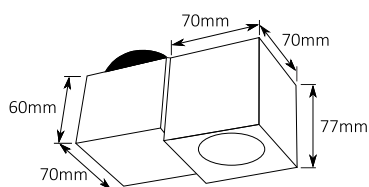


VASTO CEILING I GU10



Input voltage 220–240 VAC

No. Art.	Colour
HB12023	Biały i Czarny/White & Black
HB12024	Czarny/Black

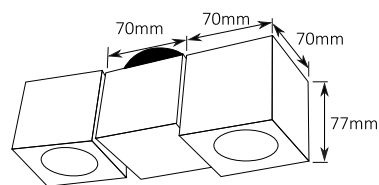


VASTO CEILING II GU10

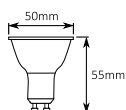


Input voltage 220–240 VAC

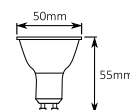
No. Art.	Colour
HB12025	Biały i Czarny/White & Black
HB12026	Czarny/Black



No. Art.	Polecana żarówka/Recommended bulb
HB29071	LED GU10 5W/400lm/45°/3000K/Biała/White



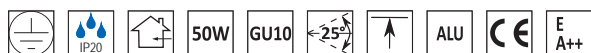
No. Art.	Polecana żarówka/Recommended bulb
HB29071	LED GU10 5W/400lm/45°/3000K/Biała/White



Więcej żarówek na str. 58/More bulbs page 58

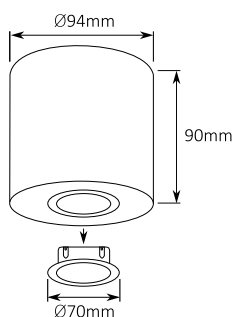


RULLO R-GU10/MR16

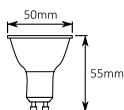


Input voltage 220–240 VAC

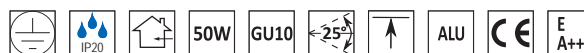
No. Art.	Colour
HB12013	Biały/White
HB12014	Czarny/Black



No. Art.	Polecana żarówka/Recommended bulb
HB29071	LED GU10 5W/400lm/45°/3000K/Biała/White

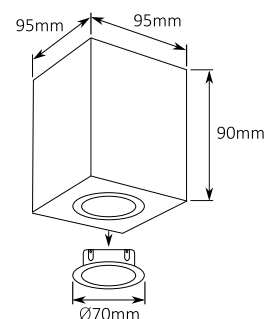


CUBE S-GU10/MR16

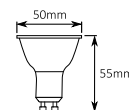


Input voltage 220–240 VAC

No. Art.	Colour
HB12010	Biały/White
HB12011	Czarny/Black



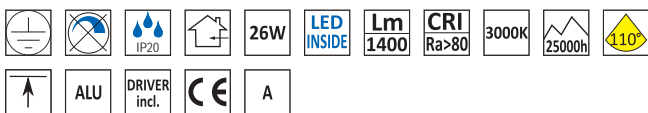
No. Art.	Polecana żarówka/Recommended bulb
HB29071	LED GU10 5W/400lm/45°/3000K/Biała/White



Więcej żarówek na str. 58/More bulbs page 58

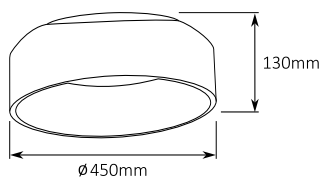


PULSANO CEILING 26W

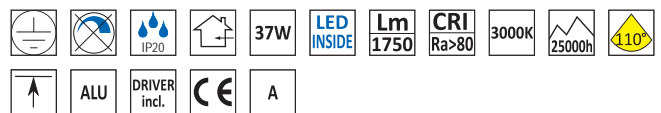


Input voltage 220–240 VAC

No. Art.	Colour
HB12005	Biały/White
HB12006	Czarny/Black

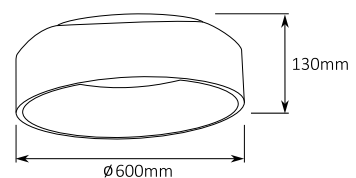


PULSANO CEILING 37W



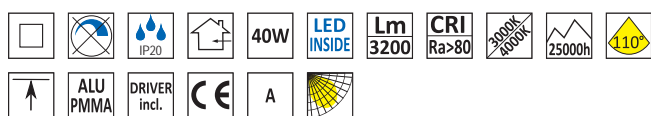
Input voltage 220–240 VAC

No. Art.	Colour
HB12007	Biały/White
HB12008	Czarny/Black



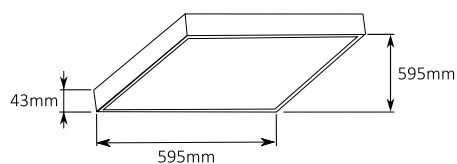


ATHOS NT6060 40W

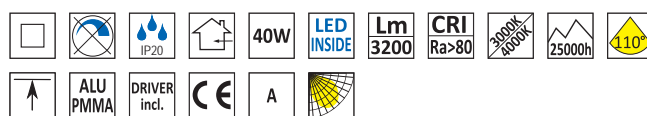


Input voltage 220–240 VAC

No. Art.	Lumen Lm	Kelvin K	Colour
HB12041	3200Lm	3000K	Biały/White
HB12042	3200Lm	4000K	Biały/White

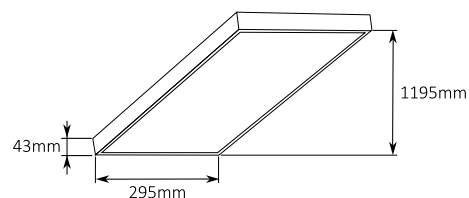


ATHOS NT30120 40W



Input voltage 220–240 VAC

No. Art.	Lumen Lm	Kelvin K	Colour
HB12062	3200Lm	3000K	Biały/White
HB12063	3200Lm	4000K	Biały/White



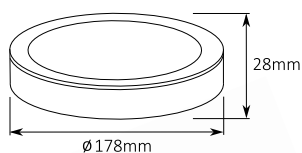


SKIATHOS NT-C-12W



Input voltage 220–240 VAC

No. Art.	Lumen Lm	Kelvin K	Colour
HB12029	900Lm	3000K	Biały/White
HB12030	900Lm	4000K	Biały/White

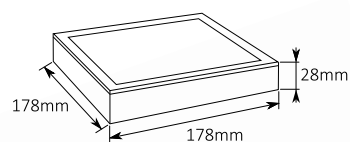


SKIATHOS NT-S-12W



Input voltage 220–240 VAC

No. Art.	Lumen Lm	Kelvin K	Colour
HB12035	900Lm	3000K	Biały/White
HB12036	900Lm	4000K	Biały/White

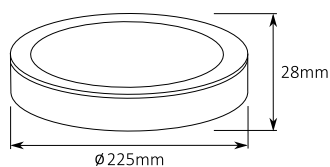


SKIATHOS NT-C-18W



Input voltage 220–240 VAC

No. Art.	Lumen Lm	Kelvin K	Colour
HB12031	1440Lm	3000K	Biały/White
HB12032	1440Lm	4000K	Biały/White

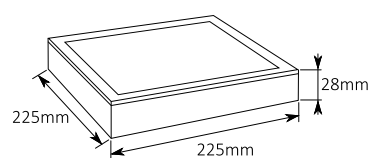


SKIATHOS NT-S-18W




Input voltage 220–240 VAC

No. Art.	Lumen Lm	Kelvin K	Colour
HB12037	1440Lm	3000K	Biały/White
HB12038	1440Lm	4000K	Biały/White



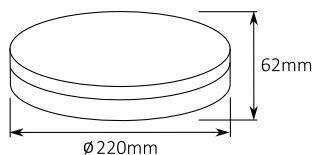


SERRES C-15W



Input voltage 220–240 VAC

No. Art.	Lumen Lm	Kelvin K	Colour
HB12050	1150Lm	3000K	Biały/White
HB12051	1150Lm	4000K	Biały/White

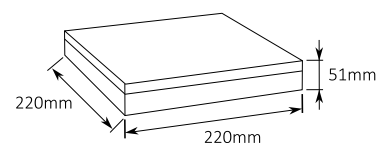


SERRES S-15W




Input voltage 220–240 VAC

No. Art.	Lumen Lm	Kelvin K	Colour
HB12054	1150Lm	3000K	Biały/White
HB12055	1150Lm	4000K	Biały/White

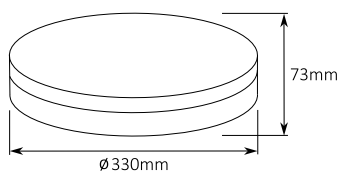


SERRES C-36W



Input voltage 220–240 VAC

No. Art.	Lumen Lm	Kelvin K	Colour
HB12052	2700Lm	3000K	Biały/White
HB12053	2700Lm	4000K	Biały/White

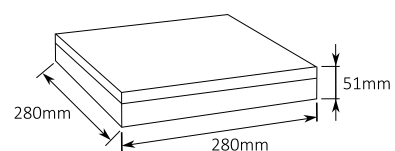


SERRES S-24W



Input voltage 220–240 VAC

No. Art.	Lumen Lm	Kelvin K	Colour
HB12056	1920Lm	3000K	Biały/White
HB12057	1920Lm	4000K	Biały/White



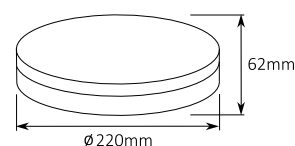


SERRES C-15W/MW SENSOR



Input voltage 220–240 VAC

No. Art.	Lumen Lm	Kelvin K	Colour
HB12064	1150Lm	3000K	Biały/White
HB12065	1150Lm	4000K	Biały/White



Czujnik mikrofalowy/Microwave sensor

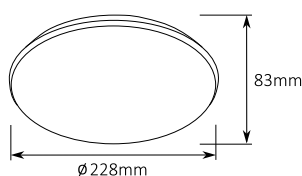


METEORA C-12W




Input voltage 220–240 VAC

No. Art.	Lumen Lm	Kelvin K	Colour
HB12058	840Lm	3000K	Biały/White
HB12059	840Lm	4000K	Biały/White

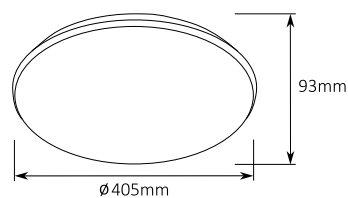


METEORA C-24W



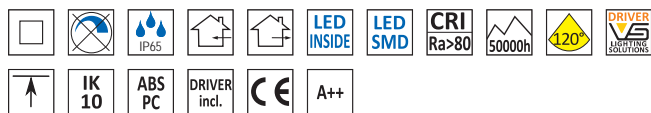
Input voltage 220–240 VAC

No. Art.	Lumen Lm	Kelvin K	Colour
HB12060	1680Lm	3000K	Biały/White
HB12061	1680Lm	4000K	Biały/White





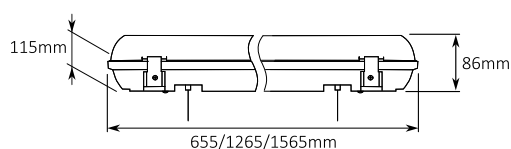
APTA SMD IP65



Input voltage 220–240 VAC

VS LIGHTING SOLUTIONS

No. Art.	Name	Power W	Lumen Lm	Kelvin K	Length (mm)	Colour
HB12066	APTA SMD IP65 24W/0,6	24W	3260Lm	4000K	655	Szary/Grey
HB12067	APTA SMD IP65 24W/0,6	24W	3150Lm	6500K	655	Szary/Grey
HB12068	APTA SMD IP65 47W/1,2	48W	6520Lm	4000K	1265	Szary/Grey
HB12069	APTA SMD IP65 47W/1,2	48W	6300Lm	6500K	1265	Szary/Grey
HB12070	APTA SMD IP65 59W/1,5	60W	8150Lm	4000K	1565	Szary/Grey
HB12071	APTA SMD IP65 59W/1,5	60W	7870Lm	6500K	1565	Szary/Grey

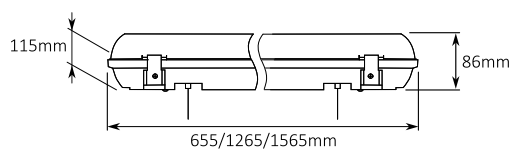


APTA IP65

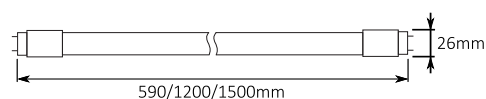


Input voltage 220–240 VAC

No. Art.	Name	Length (mm)	Colour
HB12046	APTA IP65/2×9W/0,6	655mm	Szary/Grey
HB12047	APTA IP65/2×18W/1,2	1265mm	Szary/Grey
HB12048	APTA IP65/2×24W/1,5	1565mm	Szary/Grey



No. Art.	Polecane świetlówki LED / Recommended LED tubes
HB29004	ŚWIETŁÓWKA T8 LED 9W/4000K
HB29013	ŚWIETŁÓWKA T8 LED 18W/4000K
HB29018	ŚWIETŁÓWKA T8 LED 24W/4000K



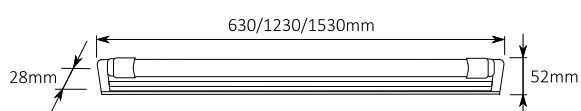


KOS T8

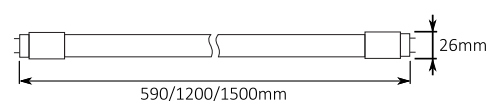


Input voltage 220–240 VAC

No. Art.	Name	Length (mm)	Colour
HB12043	KOS T8 9W/0,6	630mm	Biały/White
HB12044	KOS T8 18W/1,2	1230mm	Biały/White
HB12045	KOS T8 24W/1,5	1530mm	Biały/White



No. Art.	Polecane świetłówki LED / Recommended LED tubes
HB29004	ŚWIETŁÓWKA T8 LED 9W/4000K
HB29013	ŚWIETŁÓWKA T8 LED 18W/4000K
HB29018	ŚWIETŁÓWKA T8 LED 24W/4000K







LAMPY DO WBUDOWANIA / BUILT-IN CEILING LAMPS



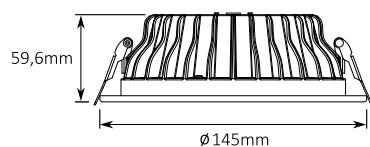
PRIME CLEAR 15W



Input voltage 220–240 VAC

VS LIGHTING SOLUTIONS

No. Art.	Lumen Lm	Kelvin K	Colour
565536	1175Lm	3000K	Biały/White
565537	1240Lm	4000K	Biały/White



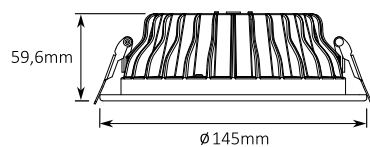
PRIME FROST 15W



Input voltage 220–240 VAC

VS LIGHTING SOLUTIONS

No. Art.	Lumen Lm	Kelvin K	Colour
565539	1110Lm	3000K	Biały/White
565540	1170Lm	4000K	Biały/White





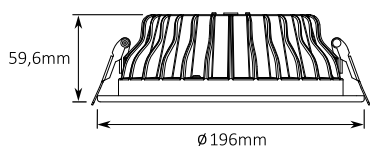
PRIME CLEAR 20W



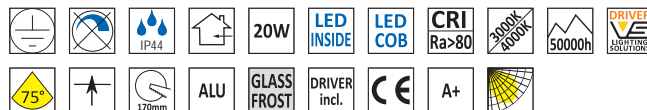
Input voltage 220–240 VAC



No. Art.	Lumen Lm	Kelvin K	Colour
565565	1565Lm	3000K	Biały/White
565566	1655Lm	4000K	Biały/White



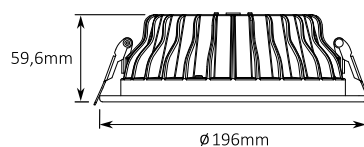
PRIME FROST 20W




Input voltage 220–240 VAC



No. Art.	Lumen Lm	Kelvin K	Colour
565568	1440Lm	3000K	Biały/White
565569	1520Lm	4000K	Biały/White



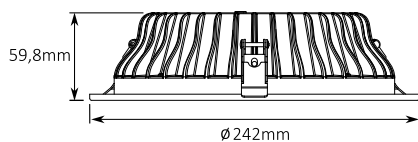
PRIME CLEAR 30W



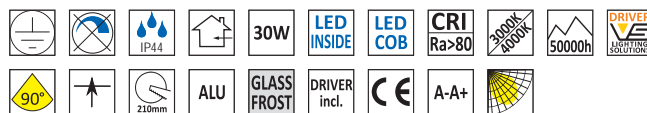
Input voltage 220–240 VAC



No. Art.	Lumen Lm	Kelvin K	Colour
565581	2350Lm	3000K	Biały/White
565582	2500Lm	4000K	Biały/White



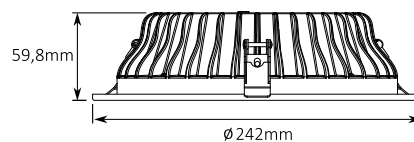
PRIME FROST 30W



Input voltage 220–240 VAC

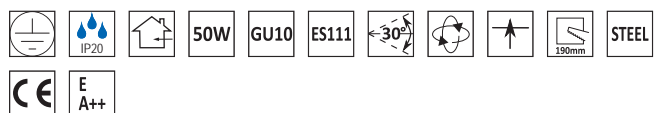


No. Art.	Lumen Lm	Kelvin K	Colour
565583	2160Lm	3000K	Biały/White
565584	2280Lm	4000K	Biały/White



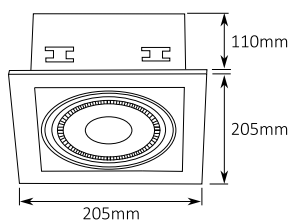


SIENA I ES111

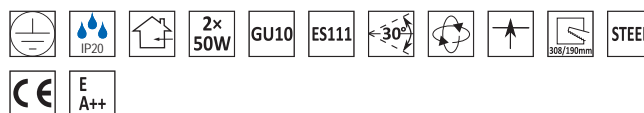


Input voltage 220–240 VAC

No. Art.	Colour
HB11012	Biały/White
HB11013	Czarny/Black

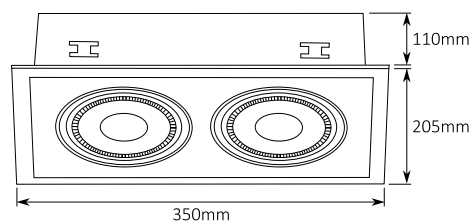


SIENA II ES111



Input voltage 220–240 VAC

No. Art.	Colour
HB11014	Biały/White
HB11015	Czarny/Black



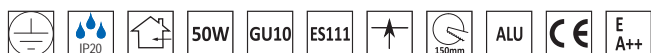
No. Art.	Polecana żarówka/Recommended bulb
HB29073	LED COB/ES111 GU10 15W/1050lm/36°/3000K/Biały/White
HB29075	LED COB/ES111 GU10 15W/1050lm/36°/3000K/Czarny/Black



Więcej żarówek na str. 58/More bulbs page 58

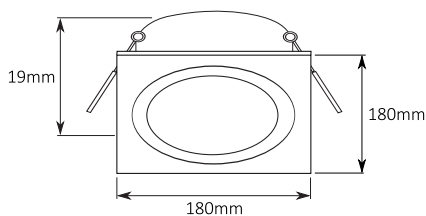


ANGOLO SQ-ES111



Input voltage 220–240 VAC


No. Art.	Colour
HB11016	Alum. szcz./Alu brush
HB11017	Biały/White
HB11018	Czarny/Black



No. Art.	Polecana żarówka/Recommended bulb
HB29073	LED COB/ES111 GU10 15W/1050lm/36°/3000K/Biały/White
HB29075	LED COB/ES111 GU10 15W/1050lm/36°/3000K/Czarny/Black

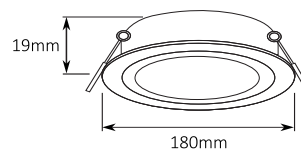


TONDO RO-ES111



Input voltage 220–240 VAC


No. Art.	Colour
HB11019	Alum. szcz./Alu brush
HB11020	Biały/White
HB11021	Czarny/Black



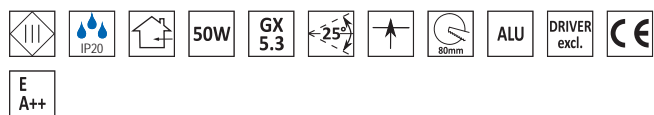
No. Art.	Polecana żarówka/Recommended bulb
HB29073	LED COB/ES111 GU10 15W/1050lm/36°/3000K/Biały/White
HB29075	LED COB/ES111 GU10 15W/1050lm/36°/3000K/Czarny/Black



Więcej żarówek na str. 58/More bulbs page 58

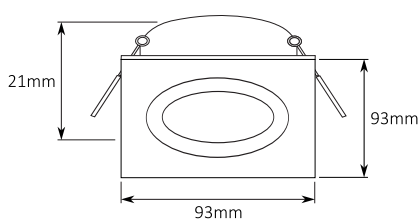


ANGOLO S-MR16

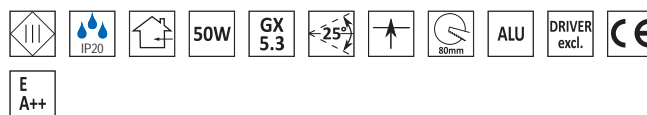


Input voltage 12 VAC

No. Art.	Colour
HB11005	Alum. szcz./Alu brush
HB11006	Biały/White
HB11007	Czarny/Black

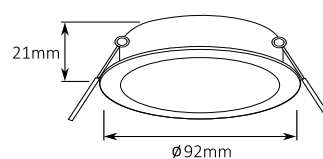


TONDO R-MR16



Input voltage 12 VAC

No. Art.	Colour
HB11008	Alum. szcz./Alu brush
HB11009	Biały/White
HB11010	Czarny/Black




Opcjonalnie można zastosować źródła LED - należy użyć odpowiedniego osprzętu/Optionally LED light source may be used - special equipment required



UGR<19



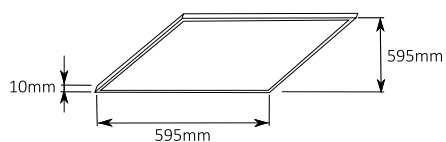
FLAT 30W STANDARD



Input voltage 220–240 VAC

VS LIGHTING SOLUTIONS

No. Art.	Kelvin K	Colour
565551	3000K	Biały/White
565552	4000K	Biały/White

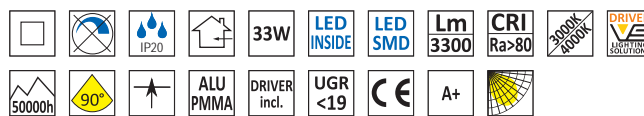


AKCESORIA/ACCESSORIES

No. Art.	Name
565559	Zestaw do zawieszenia/Suspension kit



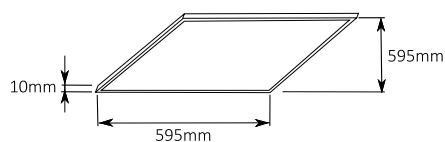
FLAT 33W UGR19



Input voltage 220–240 VAC

VS LIGHTING SOLUTIONS

No. Art.	Kelvin K	Colour
565555	3000K	Biały/White
565556	4000K	Biały/White



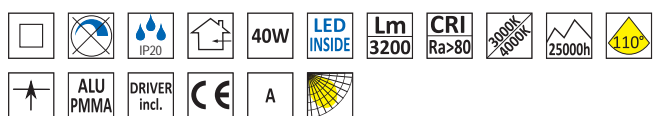
AKCESORIA/ACCESSORIES

No. Art.	Name
565559	Zestaw do zawieszenia/Suspension kit



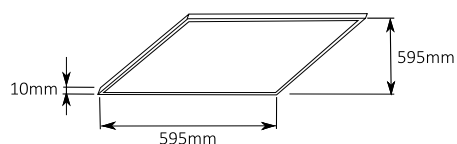


ATHOS 6060 40W

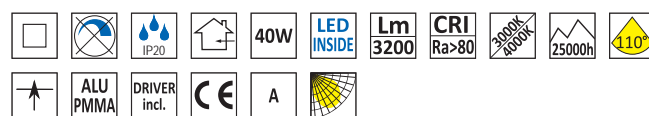


Input voltage 220–240 VAC

No. Art.	Lumen Lm	Kelvin K	Colour
HB10001	3200Lm	3000K	Biały/White
HB10002	3200Lm	4000K	Biały/White

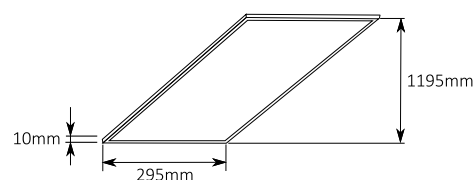


ATHOS 30120 40W




Input voltage 220–240 VAC

No. Art.	Lumen Lm	Kelvin K	Colour
HB10015	3200Lm	3000K	Biały/White
HB10016	3200Lm	4000K	Biały/White



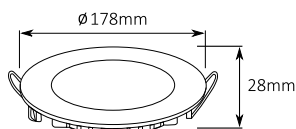


SKIATHOS C-12W

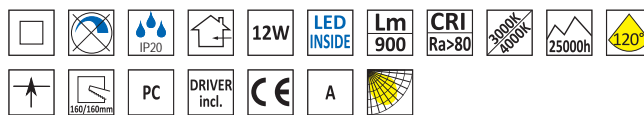


Input voltage 220–240 VAC

No. Art.	Lumen Lm	Kelvin K	Colour
HB10003	900Lm	3000K	Biały/White
HB10004	900Lm	4000K	Biały/White

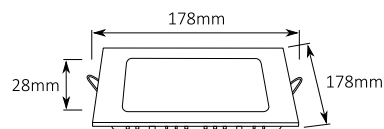


SKIATHOS S-12W



Input voltage 220–240 VAC

No. Art.	Lumen Lm	Kelvin K	Colour
HB10009	900Lm	3000K	Biały/White
HB10010	900Lm	4000K	Biały/White



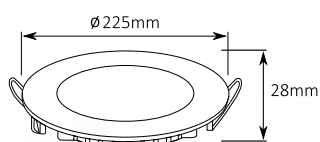


SKIATHOS C-18W



Input voltage 220–240 VAC

No. Art.	Lumen Lm	Kelvin K	Colour
HB10005	1440Lm	3000K	Biały/White
HB10006	1440Lm	4000K	Biały/White

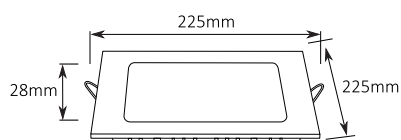


SKIATHOS S-18W




Input voltage 220–240 VAC

No. Art.	Lumen Lm	Kelvin K	Colour
HB10011	1440Lm	3000K	Biały/White
HB10012	1440Lm	4000K	Biały/White



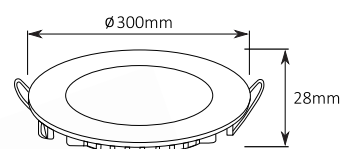


SKIATHOS C-24W




Input voltage 220–240 VAC

No. Art.	Lumen Lm	Kelvin K	Colour
HB10007	1680Lm	3000K	Biały/White
HB10008	1680Lm	4000K	Biały/White

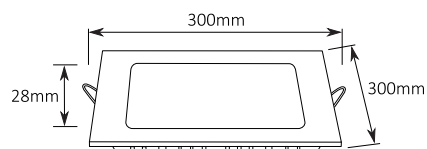


SKIATHOS S-24W



Input voltage 220–240 VAC

No. Art.	Lumen Lm	Kelvin K	Colour
HB10013	1680Lm	3000K	Biały/White
HB10014	1680Lm	4000K	Biały/White



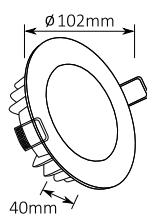


SANA IP44/10W



Input voltage 220–240 VAC

No. Art.	Lumen Lm	Kelvin K	Colour
HB11001	700Lm	3000K	Biały/White
HB11002	700Lm	4000K	Biały/White

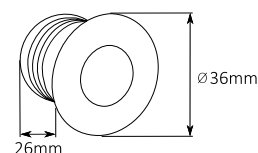


PUNTO IP52 TFR-4W*



Input voltage 9,3–10,3 VDC/350mA

No. Art.	Colour
HB11011	Alu



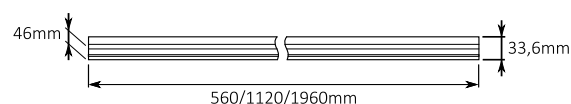
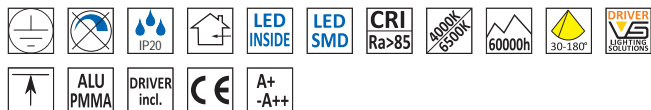
* Odpowiednie zasilacze na str. 104/Suitable drivers page 104



OŚWIETLENIE SPECJALNE / SPECIAL LIGHTING



VOLOS SHORT



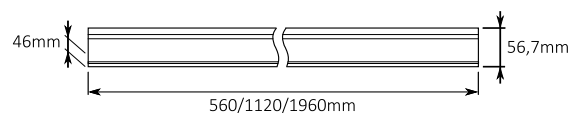
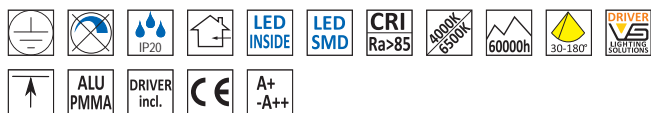
Input voltage 220–240 VAC

VS LIGHTING SOLUTIONS

No. Art.	Name	Power W	Lumen Lm	Kelvin K	Length (mm)	Colour
HB25001	VOLOS SHORT 60/OPTYKA 1-7	29W	3660Lm	4000K	560mm	Srebrny/Silver
HB25002	VOLOS SHORT 60/OPTYKA 1-7	29W	3750Lm	6500K	560mm	Srebrny/Silver
HB25003	VOLOS SHORT 120/OPTYKA 1-7	58W	7320Lm	4000K	1120mm	Srebrny/Silver
HB25004	VOLOS SHORT 120/OPTYKA 1-7	58W	7500Lm	6500K	1120mm	Srebrny/Silver
HB25005	VOLOS SHORT 200/OPTYKA 1-7	102W	12810Lm	4000K	1960mm	Srebrny/Silver
HB25006	VOLOS SHORT 200/OPTYKA 1-7	102W	13120Lm	6500K	1960mm	Srebrny/Silver



VOLOS STANDARD



Input voltage 220–240 VAC

VS LIGHTING SOLUTIONS

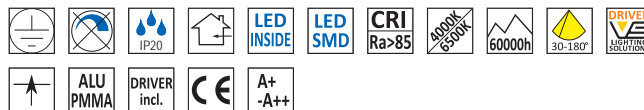
No. Art.	Name	Power W	Lumen Lm	Kelvin K	Length (mm)	Colour
HB25007	VOLOS STANDARD 60/OPTYKA 1-7	29W	3660Lm	4000K	560mm	Srebrny/Silver
HB25008	VOLOS STANDARD 60/OPTYKA 1-7	29W	3750Lm	6500K	560mm	Srebrny/Silver
HB25009	VOLOS STANDARD 120/OPTYKA 1-7	58W	7320Lm	4000K	1120mm	Srebrny/Silver
HB25010	VOLOS STANDARD 120/OPTYKA 1-7	58W	7500Lm	6500K	1120mm	Srebrny/Silver
HB25011	VOLOS STANDARD 200/OPTYKA 1-7	102W	12810Lm	4000K	1960mm	Srebrny/Silver
HB25012	VOLOS STANDARD 200/OPTYKA 1-7	102W	13120Lm	6500K	1960mm	Srebrny/Silver

Wskazówka: dostępne na zamówienie również w wersji optyki jako: symetryk, asymetryk i narrow/Tip: versions with symmetric, asymmetric and narrow optics available on request.
Kolor standard - aluminium, wersja biała lub czarna dostępna na zamówienie/Standard colour - aluminium, white or black versions available on request.



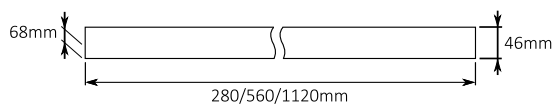
VS LIGHTING SOLUTIONS

VOLOS CEILING



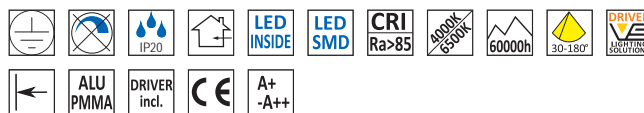
Input voltage 220–240 VAC

No. Art.	Name	Power W	Lumen Lm	Kelvin K	Length (mm)	Colour
HB25013	VOLOS CEILING 30/OPTYKA 1-7	15W	1830Lm	4000K	280mm	Srebrny/Silver
HB25014	VOLOS CEILING 30/OPTYKA 1-7	15W	1870Lm	6500K	280mm	Srebrny/Silver
HB25015	VOLOS CEILING 60/OPTYKA 1-7	29W	3660Lm	4000K	560mm	Srebrny/Silver
HB25016	VOLOS CEILING 60/OPTYKA 1-7	29W	3750Lm	6500K	560mm	Srebrny/Silver
HB25017	VOLOS CEILING 120/OPTYKA 1-7	58W	7320Lm	4000K	1120mm	Srebrny/Silver
HB25018	VOLOS CEILING 120/OPTYKA 1-7	58W	7500Lm	6500K	1120mm	Srebrny/Silver



VS LIGHTING SOLUTIONS

VOLOS WALL



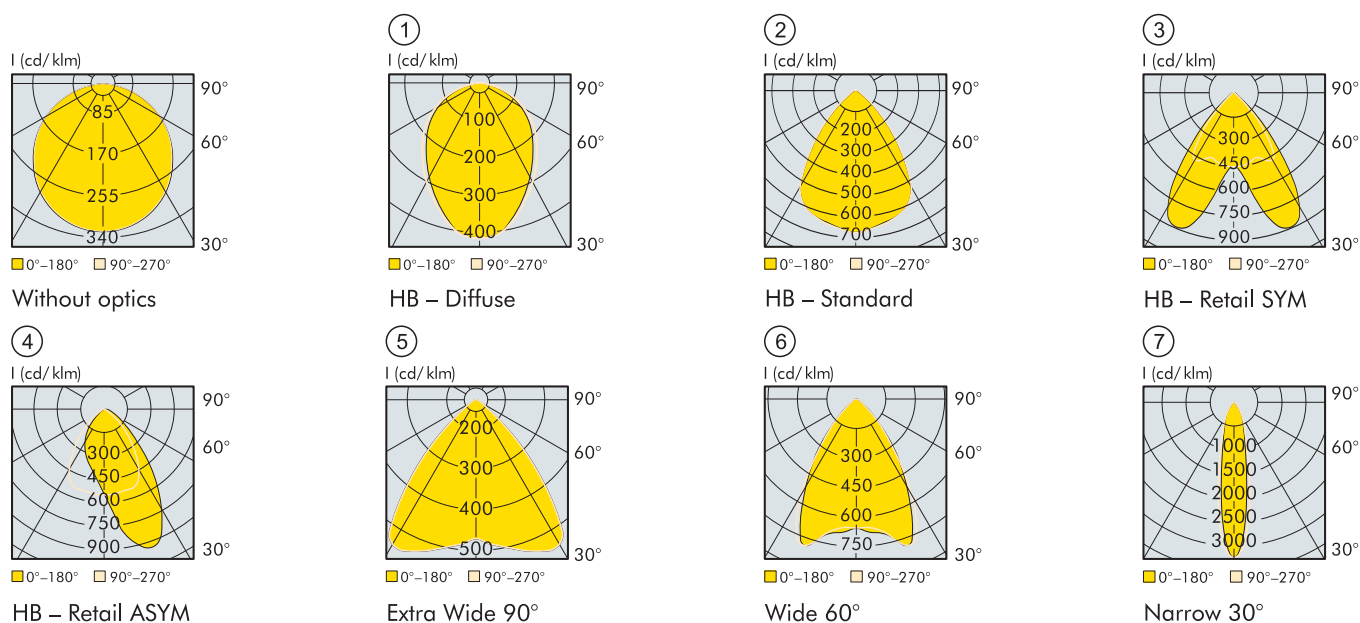
Input voltage 220–240 VAC

No. Art.	Name	Power W	Lumen Lm	Kelvin K	Length (mm)	Colour
HB25019	VOLOS WALL 30/OPTYKA 1-7	15W	1830Lm	4000K	280mm	Srebrny/Silver
HB25020	VOLOS WALL 30/OPTYKA 1-7	15W	1870Lm	6500K	280mm	Srebrny/Silver
HB25021	VOLOS WALL 60/OPTYKA 1-7	29W	3660Lm	4000K	560mm	Srebrny/Silver
HB25022	VOLOS WALL 60/OPTYKA 1-7	29W	3750Lm	6500K	560mm	Srebrny/Silver
HB25023	VOLOS WALL 120/OPTYKA 1-7	58W	7320Lm	4000K	1120mm	Srebrny/Silver
HB25024	VOLOS WALL 120/OPTYKA 1-7	58W	7500Lm	6500K	1120mm	Srebrny/Silver

Wskazówka: dostępne na zamówienie również w wersji optyki jako: symetryk, asymetryk i narrow/Tip: versions with symmetric, asymmetric and narrow optics available on request.
Kolor standard - aluminium, wersja biała lub czarna dostępna na zamówienie/Standard colour - aluminium, white or black versions available on request.



DOSTĘPNE OPTYKI 1-7 DO OPRAW VOLOS/FOR VOLOS LAMPS AVAILABLE OPTICS 1-7



AKCESORIA/ACCESSORIES

Name	Colour
Uchwyt montażowy/Mounting holder	Alu


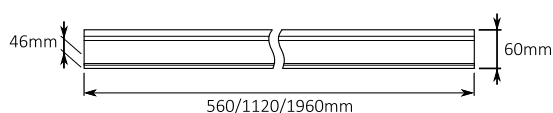


Uchwyty montażowe odpowiednie do lamp:
VOLOS SHORT
VOLOS STANDARD
LARISA STANDARD

Suitable mounting holder for:
VOLOS SHORT
VOLOS STANDARD
LARISA STANDARD



LARISA STANDARD



VS LIGHTING SOLUTIONS


Input voltage 220–240 VAC

No. Art.	Name	Power W	Lumen Lm	Kelvin K	Length (mm)	Colour
HB25025/26	LARISA STANDARD 60/ML	24W	1760/1890Lm	3000/4000K	560mm	Srebrny/Silver
HB25027/28	LARISA STANDARD 60/PRZ	24W	2990/3210Lm	3000/4000K	560mm	Srebrny/Silver
HB25029/30	LARISA STANDARD 120/ML	48W	3520/3780Lm	3000/4000K	1120mm	Srebrny/Silver
HB25031/32	LARISA STANDARD 120/PRZ	48W	5980/6420Lm	3000/4000K	1120mm	Srebrny/Silver
HB25033/34	LARISA STANDARD 200/ML	84W	6160/6620Lm	3000/4000K	1960mm	Srebrny/Silver
HB25035/36	LARISA STANDARD 200/PRZ	84W	10470/11250Lm	3000/4000K	1960mm	Srebrny/Silver


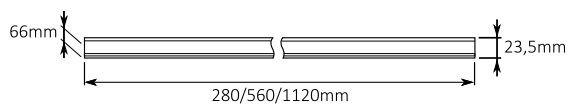
Kolor standard – aluminium, wersja biała lub czarna dostępna na zamówienie/Standard colour – aluminium, white or black versions available on request.

Klosz mleczny lub przezroczysty/Milk or transparent cover.

Pasujące uchwyty montażowe na str. 52/Suitable mounting holders see on page 52.



LARISA CEILING



VS LIGHTING SOLUTIONS

Input voltage 220–240 VAC

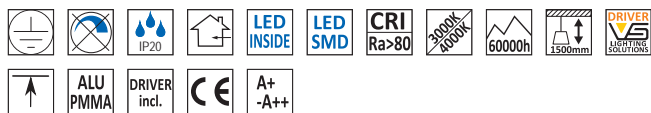
No. Art.	Name	Power W	Lumen Lm	Kelvin K	Length (mm)	Colour
HB25037/38	LARISA CEILING 30/ML	12W	880/950Lm	3000/4000K	280mm	Srebrny/Silver
HB25039/40	LARISA CEILING 30/PRZ	12W	1500/1610Lm	3000/4000K	280mm	Srebrny/Silver
HB25041/42	LARISA CEILING 60/ML	24W	1760/1890Lm	3000/4000K	560mm	Srebrny/Silver
HB25043/44	LARISA CEILING 60/PRZ	24W	2990/3210Lm	3000/4000K	560mm	Srebrny/Silver
HB25045/46	LARISA CEILING 120/ML	48W	3520/3780Lm	3000/4000K	1120mm	Srebrny/Silver
HB25047/48	LARISA CEILING 120/PRZ	48W	5980/6420Lm	3000/4000K	1120mm	Srebrny/Silver

Kolor standard – aluminium, wersja biała lub czarna dostępna na zamówienie/Standard colour – aluminium, white or black versions available on request.

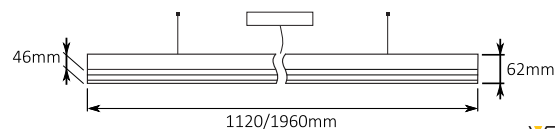
Klosz mleczny lub przezroczysty/Milk or transparent cover.



LARISA PENDANT



Input voltage 220–240 VAC



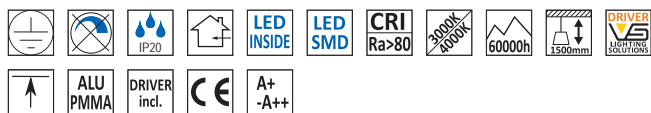
VS LIGHTING SOLUTIONS

No. Art.	Name	Power W	Lumen Lm	Kelvin K	Length (mm)	Colour
HB25049/50	LARISA PENDANT 120/ML	48W	3520/3780Lm	3000/4000K	1120mm	Srebrny/Silver
HB25051/52	LARISA PENDANT 120/PRZ	48W	5980/6420Lm	3000/4000K	1120mm	Srebrny/Silver
HB25057/58	LARISA PENDANT 200/ML	84W	6160/6620Lm	3000/4000K	1960mm	Srebrny/Silver
HB25059/60	LARISA PENDANT 200/PRZ	84W	10470/11250Lm	3000/4000K	1960mm	Srebrny/Silver

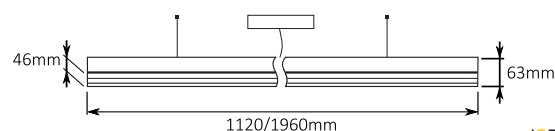
Kolor standard – aluminium, wersja biała lub czarna dostępna na zamówienie/Standard colour – aluminium, white or black versions available on request.
Klosz mleczny lub przezroczysty/Milk or transparent cover.



LARISA PENDANT U



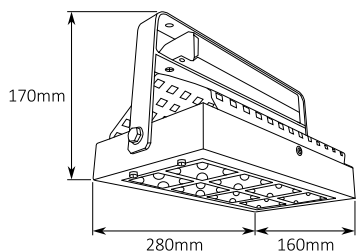
Input voltage 220–240 VAC



VS LIGHTING SOLUTIONS

No. Art.	Name	Power W	Lumen Lm	Kelvin K	Length (mm)	Colour
HB25053/54	LARISA PENDANT U 120/ML	48W	3520/3780Lm	3000/4000K	1120mm	Srebrny/Silver
HB25055/56	LARISA PENDANT U 120/PRZ	48W	5980/6420Lm	3000/4000K	1120mm	Srebrny/Silver
HB25061/62	LARISA PENDANT U 200/ML	84W	6160/6620Lm	3000/4000K	1960mm	Srebrny/Silver
HB25063/64	LARISA PENDANT U 200/PRZ	84W	10470/11250Lm	3000/4000K	1960mm	Srebrny/Silver

Kolor standard – aluminium, wersja biała lub czarna dostępna na zamówienie/Standard colour – aluminium, white or black versions available on request.
Klosz mleczny lub przezroczysty/Milk or transparent cover.



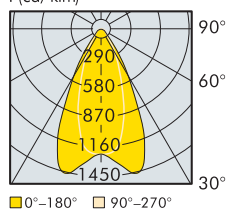
VS LIGHTING SOLUTIONS

SKIONI HALL IP65

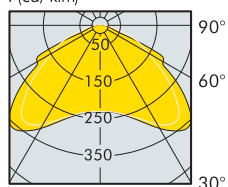


Input voltage 220-240 VAC

No. Art.	Name	Power W	Lumen Lm	Kelvin K	Colour
HB25065	SKIONI HALL	100W	11080Lm	4000K	Biała/White
HB25066	SKIONI HALL	100W	10695Lm	5000K	Biała/White
HB25067	SKIONI HALL	100W	11080Lm	4000K	Czarna/Black
HB25068	SKIONI HALL	100W	10695Lm	5000K	Czarna/Black

SYM. 1
I (cd/klm)

■ 0°-180° ■ 90°-270°

SYM. 2
I (cd/klm)■ 45°-225°/135°-315°
■ 0°-180°/90°-270°

Możliwość pełnego sterowania za pomocą I-controlera: nr 186428

1. Zmiana strumienia świetlnego poprzez zmianę prądu wyjściowego zasilacza w zakresie 350mA-1050mA
2. Płynna zmiana strumienia świetlnego w zakresie 10-100% za pomocą sygnału 1-10V.
3. Ustawienia różnych interwałów czasowych - włącz/wyłącz/rozjaśnij/ściemnij.

Ustawienie parametrów dokonujemy na życzenie klienta. W przypadku wątpliwości prosimy o kontakt z działem handlowym.

Possibility of total control by I-Controller: no. 186428

1. Change of luminous flux by adjustment driver's output current in 350mA - 1050mA range.
2. Fluent change of luminous flux by 1-10V signal in 10-100% range.
3. Different time intervals settlement - switch on/off/lighten/dim.

Adjustment of parameters per customer request. In case of any doubts, please, contact our sales department.

Więcej informacji na str. 108/More information page 108



Miejski Ogród Zoologiczny w Warszawie

ul. Ratuszowa 1/3, 03-461 Warszawa

Warszawa, dn. 25.07.2017

Telefony:

Centr. 022 619 40 41
Dyr. Rozr. 022 619 40 49
Z-ca Dyrektora 022 619 43 79
Gl. Kłęb. 022 619 49 70
Dział Hodowl. 022 619 50 53
Dział Dydakty. 022 619 56 38
Fax 022 619 58 98

www.zoo.waw.pl
zoo@zoo.waw.pl
zoo_warszawa@zoo.waw.pl

Konto bankowe:
Citibank Handlowy Nr
48 1030 1508 0000 0005
5005 8006

NIP: 525 000 55 73

Należy do:



WAZA
Międzynarodowej Unii
Dyrektorów Ogródów
Zoologicznych i Akwariorów
WAZA



Europejskiego
Stowarzyszenia Ogródów
Zoologicznych i Akwariorów EAZA

List Referencyjny

Dyrekcja Miejskiego Ogródu Zoologicznego w Warszawie zaświadcza, że firma: HOLDBOX FRĄCZKIEWICZ S.J. z siedzibą w Żabiej Woli (96-321) Bieńiewicz, ul. Katowicka 11 dokonała remontu oświetlenia w HALLI WOLNYCH LOTÓW na terenie naszego ogrodu w dniach 16.12-20.12.2016. Zakres prac obejmował projekt, dostawę oraz montaż opraw oświetleniowych w technologii LED wraz z systemem automatycznego sterowania produkcji Vossloh - Schwabe GmbH.

Wszystkie w/w prace pomimo krótkiego przedświątecznego okresu przebiegły bardzo sprawnie, zostały wykonane z dużą starannością oraz terminowo.

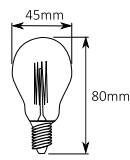
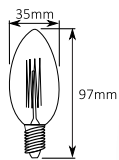
Na dzień dzisiejszy dzięki zaproponowanemu rozwiązaniu zredukowaliśmy zużycie energii z około 5000W na 1200W z zachowaniem założonego pierwotnie strumienia świetlnego, a nasze ptaki zyskały piękne, jasne światło zbliżone do naturalnego z pełną imitacją wschodu i zachodu słońca.

Możemy polecić firmę HOLDBOX jako rzetelnego i profesjonalnego dostawcę/wykonawcę oświetlenia.

dr Andrzej S. Kruszczyk
Dyrektor
Miejskiego Ogródu Zoologicznego w Warszawie



ŻARÓWKI LED / LED BULBS

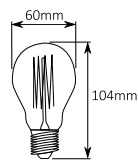


A++



Input voltage 220–240 VAC

No. Art.	Name	Replace	Length (mm)	Diameter (mm)
HB29066	E14 CANDLE filament 4W	40W	97mm	35mm
HB29067	E14 BALL filament 4W	40W	80mm	45mm

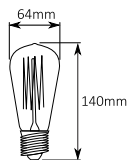


A++



Input voltage 220–240 VAC

No. Art.	Name	Replace	Length (mm)	Diameter (mm)
HB29068	E27 STANDARD BULB filament 8W	75W	104mm	60mm

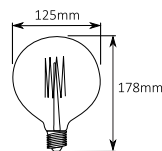


A++



Input voltage 220–240 VAC

No. Art.	Name	Replace	Length (mm)	Diameter (mm)
HB29069	E27 CONE filament 8W	75W	140mm	64mm

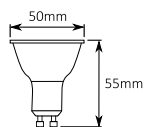


A++



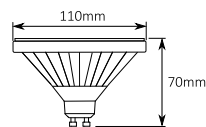
Input voltage 220–240 VAC

No. Art.	Name	Replace	Length (mm)	Diameter (mm)
HB29070	E27 GLOBE filament 8W	75W	178mm	125mm

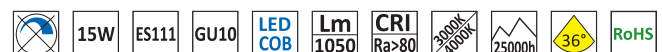


Input voltage 220–240 VAC

No. Art.	Name	Replace	Kelvin K	Colour
HB29071	LED GU10 5W	35W	3000K	White
HB29072	LED GU10 5W	35W	4000K	White



CE A



Input voltage 220–240 VAC

No. Art.	Name	Replace	Kelvin K	Colour
HB29073	LED COB/ES111 GU10 15W	75W	3000K	White
HB29074	LED COB/ES111 GU10 15W	75W	4000K	White
HB29075	LED COB/ES111 GU10 15W	75W	3000K	Black
HB29076	LED COB/ES111 GU10 15W	75W	4000K	Black



ŚWIETŁÓWKI LED T8 / LED TUBES T8

ŚWIETŁÓWKI LED T8 220–240 VAC – UNIWERSALNE




Input voltage 220–240 VAC

No. Art.	Name	Replace	Application	Length (mm)	Diameter (mm)
HB29001	ŚWIETŁÓWKA LED 7W/4000K	15W T8 G13	UNIVERSAL	437mm	26mm
HB29002	ŚWIETŁÓWKA LED 7W/6000K	15W T8 G13	UNIVERSAL	437mm	26mm



Input voltage 220–240 VAC

No. Art.	Name	Replace	Application	Length (mm)	Diameter (mm)
HB29004	ŚWIETŁÓWKA LED 9W/4000K	18W T8 G13	UNIVERSAL	590mm	26mm
HB29005	ŚWIETŁÓWKA LED 9W/6000K	18W T8 G13	UNIVERSAL	590mm	26mm




Input voltage 220–240 VAC

No. Art.	Name	Replace	Application	Length (mm)	Diameter (mm)
HB29009	ŚWIETŁÓWKA LED 12W/4000K	30W T8 G13	UNIVERSAL	895mm	26mm
HB29010	ŚWIETŁÓWKA LED 12W/6000K	30W T8 G13	UNIVERSAL	895mm	26mm



Input voltage 220–240 VAC

No. Art.	Name	Replace	Application	Length (mm)	Diameter (mm)
HB29013	ŚWIETŁÓWKA LED 18W/4000K	36W T8 G13	UNIVERSAL	1200mm	26mm
HB29014	ŚWIETŁÓWKA LED 18W/6000K	36W T8 G13	UNIVERSAL	1200mm	26mm



Input voltage 220–240 VAC

No. Art.	Name	Replace	Application	Length (mm)	Diameter (mm)
HB29018	ŚWIETŁÓWKA LED 24W/4000K	58W T8 G13	UNIVERSAL	1500mm	26mm
HB29019	ŚWIETŁÓWKA LED 24W/6000K	58W T8 G13	UNIVERSAL	1500mm	26mm



ŚWIETŁÓWKI LED T8 220–240 VAC – SPECJALNE



Input voltage 220–240 VAC

No. Art.	Name	Replace	Application	Length (mm)	Diameter (mm)
HB29003	ŚWIETŁÓWKA LED 9W/3000K	18W T8 G13	BAKERY FRUIT VEGETABLES	590mm	26mm



Input voltage 220–240 VAC

No. Art.	Name	Replace	Application	Length (mm)	Diameter (mm)
HB29008	ŚWIETŁÓWKA LED 12W/3000K	30W T8 G13	BAKERY FRUIT VEGETABLES	895mm	26mm



Input voltage 220–240 VAC

No. Art.	Name	Replace	Application	Length (mm)	Diameter (mm)
HB29012	ŚWIETŁÓWKA LED 18W/3000K	36W T8 G13	BAKERY FRUIT VEGETABLES	1200mm	26mm



Input voltage 220–240 VAC

No. Art.	Name	Replace	Application	Length (mm)	Diameter (mm)
HB29017	ŚWIETŁÓWKA LED 24W/3000K	58W T8 G13	BAKERY FRUIT VEGETABLES	1500mm	26mm



Input voltage 220–240 VAC

No. Art.	Name	Replace	Application	Length (mm)	Diameter (mm)
HB29006	ŚWIETŁÓWKA LED 9W/MEAT	18W T8 G13	MEAT BEANS	590mm	26mm



Input voltage 220–240 VAC

No. Art.	Name	Replace	Application	Length (mm)	Diameter (mm)
HB29011	ŚWIETŁÓWKA LED 12W/MEAT	30W T8 G13	MEAT BEANS	895mm	26mm



Input voltage 220–240 VAC

No. Art.	Name	Replace	Application	Length (mm)	Diameter (mm)
HB29015	ŚWIETŁÓWKA LED 18W/MEAT	36W T8 G13	MEAT BEANS	1200mm	26mm



Input voltage 220–240 VAC

No. Art.	Name	Replace	Application	Length (mm)	Diameter (mm)
HB29020	ŚWIETŁÓWKA LED 24W/MEAT	58W T8 G13	MEAT BEANS	1500mm	26mm



NARODOWY INSTYTUT ZDROWIA PUBLICZNEGO
- PAŃSTWOWY ZAKŁAD HIGIENY
NATIONAL INSTITUTE OF PUBLIC HEALTH
- NATIONAL INSTITUTE OF HYGIENE

ZAKŁAD HIGIENY ŚRODOWISKA
DEPARTMENT OF ENVIRONMENTAL HYGIENE

24 Chocimska 60-791 Warszawa • Phone (22) 5421354; (22) 5421349 • Fax (22) 5421287 • e-mail: sek-zhk@pzh.gov.pl

ATEST HIGIENICZNY HK/B/0886/01/2015
HYGIENIC CERTIFICATE ORYGINAL

Wyrób / product: Światłówki LED – MEAT LED TUBE, BAKERY LED TUBE

Zawierający / containing: poliwęglan (PC), szkło, poli(tetrafluor etylen) (PET)

Przeznaczony do / destined: podświetlania żywności, mięsa w ladach chłodniczych oraz pieczywa na półkach lub w pojemnikach.

Wymieniony wyżej produkt odpowiada wymaganiom higienicznym przy spełnieniu następujących warunków / is acceptable according to hygienic criteria with the following conditions:
Zastosowanie wyrobów musi być zgodne z przepisami dotyczącymi obiektu, w którym są one montowane

Atest higieniczny nie dotyczy parametrów technicznych i wartości użytkowych produktu / Hygienic certificate does not apply to technical parameters and utility value of the product

Niniejszy dokument wydano na wniosek / this certificate issued for:
Holdbox Frąckiewicz Sp. J.
96-321 Zabia Wola
Katowicka 11, Białowieża

Atest może być zmieniony lub unieważniony po przedstawieniu stosownych dowodów przez którąkolwiek stronę. Niniejszy atest traci ważność po 2020-07-28 lub w przypadku zmian w recepturze albo w technologii wytwarzania wyrobu.

The certificate may be corrected or cancelled after appropriate motivation. The certificate loses its validity after 2020-07-28 or in the case of changes in composition or in technology of production.

Data wydania atestu higienicznego: 28 lipca 2015
The date of issue of the certificate: 28th July 2015

Kierownik Zakładu Higieny Środowiska
z up. Gąborska
dr Bożena Krogulska

Reprodukowanie, kopiowanie, fotografowanie, skanowanie, digitalizacja Atestu Higienicznego w celach marketingowych bez zgody NIZP-PZH jest zabronione.

www.pzh.gov.pl



ŚWIETŁÓWKI LED T8 220–240 VAC – SPECJALNE



Input voltage 220–240 VAC

No. Art.	Name	Replace	Application	Length (mm)	Diameter (mm)
HB29007	ŚWIETŁÓWKA LED 9W/PLANT	18W T8 G13	PLANTS	590mm	26mm



Input voltage 220–240 VAC

No. Art.	Name	Replace	Application	Length (mm)	Diameter (mm)
HB29016	ŚWIETŁÓWKA LED 18W/PLANT	36W T8 G13	PLANTS	1200mm	26mm



Input voltage 220–240 VAC

No. Art.	Name	Replace	Application	Length (mm)	Diameter (mm)
HB29021	ŚWIETŁÓWKA LED 24W/PLANT	58W T8 G13	PLANTS	1500mm	26mm







ŚWIE TLÓWKI LED T5 / LED TUBES T5



ŚWIETŁÓWKI LED T5 12 VDC – UNIWERSALNE



Input voltage 12 VDC

No. Art.	Name	Replace	Application	Length (mm)	Diameter (mm)
HB29026	ŚWIETŁÓWKA LED 11W/4000K	24W T5 G5	UNIVERSAL	549mm	16mm
HB29027	ŚWIETŁÓWKA LED 11W/6000K	24W T5 G5	UNIVERSAL	549mm	16mm



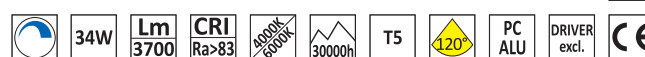
Input voltage 12 VDC

No. Art.	Name	Replace	Application	Length (mm)	Diameter (mm)
HB29033	ŚWIETŁÓWKA LED 18W/4000K	39W T5 G5	UNIVERSAL	849mm	16mm
HB29034	ŚWIETŁÓWKA LED 18W/6000K	39W T5 G5	UNIVERSAL	849mm	16mm



Input voltage 12 VDC

No. Art.	Name	Replace	Application	Length (mm)	Diameter (mm)
HB29040	ŚWIETŁÓWKA LED 24W/4000K	54W T5 G5	UNIVERSAL	1149mm	16mm
HB29041	ŚWIETŁÓWKA LED 24W/6000K	54W T5 G5	UNIVERSAL	1149mm	16mm



Input voltage 12 VDC

No. Art.	Name	Replace	Application	Length (mm)	Diameter (mm)
HB29047	ŚWIETŁÓWKA LED 34W/4000K	80W T5 G5	UNIVERSAL	1449mm	16mm
HB29048	ŚWIETŁÓWKA LED 34W/6000K	80W T5 G5	UNIVERSAL	1449mm	16mm

*Nie zawiera zasilacza/*Driver not incl.




ŚWIETŁÓWKI LED T5 12 VDC – SPECJALNE



Input voltage 12 VDC

No. Art.	Name	Replace	Application	Length (mm)	Diameter (mm)
HB29025	ŚWIETŁÓWKA LED 11W/3000K	24W T5 G5	BAKERY FRUIT VEGETABLES	549mm	16mm



Input voltage 12 VDC

No. Art.	Name	Replace	Application	Length (mm)	Diameter (mm)
HB29032	ŚWIETŁÓWKA LED 18W/3000K	39W T5 G5	BAKERY FRUIT VEGETABLES	849mm	16mm



Input voltage 12 VDC

No. Art.	Name	Replace	Application	Length (mm)	Diameter (mm)
HB29039	ŚWIETŁÓWKA LED 24W/3000K	54W T5 G5	BAKERY FRUIT VEGETABLES	1149mm	16mm



Input voltage 12 VDC

No. Art.	Name	Replace	Application	Length (mm)	Diameter (mm)
HB29046	ŚWIETŁÓWKA LED 34W/3000K	80W T5 G5	BAKERY FRUIT VEGETABLES	1449mm	16mm

*Nie zawiera zasilacza/*Driver not incl.



ŚWIETŁÓWKI LED T5 12 VDC – SPECJALNE



Input voltage 12 VDC

No. Art.	Name	Replace	Application	Length (mm)	Diameter (mm)
HB29028	ŚWIETŁÓWKA LED 11W/MEAT	24W T5 G5	MEAT BEANS	549mm	16mm



Input voltage 12 VDC

No. Art.	Name	Replace	Application	Length (mm)	Diameter (mm)
HB29035	ŚWIETŁÓWKA LED 18W/MEAT	39W T5 G5	MEAT BEANS	849mm	16mm



Input voltage 12 VDC

No. Art.	Name	Replace	Application	Length (mm)	Diameter (mm)
HB29042	ŚWIETŁÓWKA LED 24W/MEAT	54W T5 G5	MEAT BEANS	1149mm	16mm



Input voltage 12 VDC

No. Art.	Name	Replace	Application	Length (mm)	Diameter (mm)
HB29049	ŚWIETŁÓWKA LED 34W/MEAT	80W T5 G5	MEAT BEANS	1449mm	16mm

*Nie zawiera zasilacza/*Driver not incl.




ŚWIETŁÓWKI LED T5 12V – AKWARYSTYKA




Input voltage 12 VDC

No. Art.	Name	Replace	Application	Length (mm)	Diameter (mm)
HB29052	ŚWIETŁÓWKA LED 7W/AQUA	14-16W T8 G13 **	STANDARD AQUARIUM	361mm	16mm




Input voltage 12 VDC

No. Art.	Name	Replace	Application	Length (mm)	Diameter (mm)
HB29056	ŚWIETŁÓWKA LED 9W/AQUA	15W T8 G13 **	STANDARD AQUARIUM	437mm	16mm



Input voltage 12 VDC

No. Art.	Name	Replace	Application	Length (mm)	Diameter (mm)
HB29060	ŚWIETŁÓWKA LED 13W/AQUA	18W T8 G13 **	STANDARD AQUARIUM	590mm	16mm



Input voltage 12 VDC

No. Art.	Name	Replace	Application	Length (mm)	Diameter (mm)
HB29064	ŚWIETŁÓWKA LED 19W/AQUA	30W T8 G13 **	STANDARD AQUARIUM	895mm	16mm

** Należy wymienić gniazdo z T8 na T5/**Changing socket from T8 to T5/**Nie zawiera zasilacza/Driver not incl.



W celu prawidłowego działania, konieczna jest wymiana oprawki hermetycznej z T8 na T5 o stopniu ochrony minimum IP67. Pierścień gumowy oprawki musi zostać zaciśnięty po skręceniu na korpusie świetlówki w miejscu osłony PET jak na zdjęciu powyżej. W przypadku braku oprawki hermetycznej lub nieprecyzyjnego uszczelnienia świetlówka może zostać trwale uszkodzona.

Uwaga:

Przed wymianą sprawdź sposób montażu świetlówki w oprawce. Prawidłowa konfiguracja na rys. poniżej.


Niestandardowe ustawienie pinów świetlówki przy poziomym ustawieniu oprawki T5. Dystrybucja światła przedstawiona jest na rys. poniżej.

In order to work properly, exchange from T8 to T5 IP67 minimum hermetical lampholder is required. Rubber ring of the lampholder have to be clasped on the LED Tube body at the PET layer as on above picture. In case of not hermetical lampholder or faulty clasp the Tube may be damaged.

Attention:

Prior to exchange of the LED tube check the mounting of the lampholder in the housing. Correct configuration on below drawing.

Non Standard pins placement for horizontal lampholder settlement. Distribution of light on the side drawing.





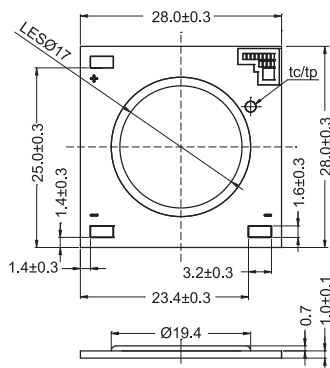
LUGA SHOP COB



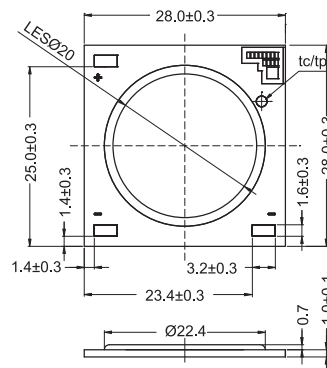
LUGA SHOP GEN. 6

VS LIGHTING SOLUTIONS

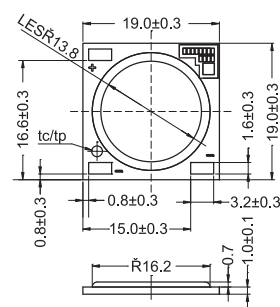
No. Art.	Name	Dimensions (mm)	Kelvin K	Input current mA	Power W	Input voltage VDC	Lumen Lm	Max. temp. Pkt. Tc	CRI	Recommended holder
564881	DMS 124C30H	135/135mm	3000K	350mA	12.1W	34.7 VDC	1760lm	+110°C	<85	559165+561002
				500mA	17.9W	35.9 VDC	2395lm	+105°C	<85	559165+561002
564882	DMS 124C40H	135/135mm	4000K	350mA	12.1W	34.7 VDC	1820lm	+110°C	<85	559165+561002
				500mA	17.9W	35.9 VDC	2480lm	+105°C	<85	559165+561002
564509	DMS 128C30H	190/190mm	3000K	350mA	11.5W	33.0 VDC	1955lm	+120°C	<85	559165+561002/564174+564170
				500mA	16.9W	33.7 VDC	2715lm	+120°C	<85	559165+561002/564174+564170
				700mA	24.3W	34.7 VDC	3660lm	+110°C	<85	559165+561002/564174+564170
				1050mA	37.8W	36.0 VDC	5140lm	+100°C	<85	559165+561002/564174+564170
564514	DMS 128C40H	190/190mm	4000K	350mA	11.5W	33.0 VDC	2025lm	+120°C	<85	559165+561002/564174+564170
				500mA	16.9W	33.7 VDC	2805lm	+120°C	<85	559165+561002/564174+564170
				700mA	24.3W	34.7 VDC	3785lm	+110°C	<85	559165+561002/564174+564170
				1050mA	37.8W	36.0 VDC	5315lm	+100°C	<85	559165+561002/564174+564170
564524	DMS 120C30H	280/280mm	3000K	700mA	23.8W	34.0 VDC	3870lm	+120°C	<85	559164+561003/564173+564169
				1050mA	37.0W	35.3 VDC	5530lm	+110°C	<85	559164+561003/564173+564169
				1400mA	50.8W	36.3 VDC	7020lm	+105°C	<85	559164+561003/564173+564169
				1700mA	62.8W	37.0 VDC	8160lm	+95°C	<85	559164+561003/564173+564169
564529	DMS 120C40H	280/280mm	4000K	700mA	23.8W	34.0 VDC	4000lm	+120°C	<85	559164+561003/564173+564169
				1050mA	37.0W	35.3 VDC	5720lm	+110°C	<85	559164+561003/564173+564169
				1400mA	50.8W	36.3 VDC	7265lm	+105°C	<85	559164+561003/564173+564169
				1700mA	62.8W	37.0 VDC	8440lm	+95°C	<85	559164+561003/564173+564169
564911	DMS 18BC30H	280/280mm	3000K	700mA	34.9W	49.9 VDC	5615lm	+115°C	<85	559164+561003/564173+564169
				1050mA	54.0W	51.5 VDC	8075lm	+110°C	<85	559164+561003/564173+564169
				1400mA	74.0W	52.9 VDC	10325lm	+100°C	<85	559164+561003/564173+564169
				1700mA	91.6W	53.9 VDC	12080lm	+95°C	<85	559164+561003/564173+564169
564915	DMS 18BB40H	280/280mm	4000K	700mA	34.9W	49.9 VDC	6045lm	+115°C	<70	559164+561003/564173+564169
				1050mA	54.0W	51.5 VDC	8700lm	+110°C	<70	559164+561003/564173+564169
				1400mA	74.0W	52.9 VDC	11120lm	+100°C	<70	559164+561003/564173+564169
				1700mA	91.6W	53.9 VDC	13015lm	+95°C	<70	559164+561003/564173+564169
				2100mA	115.4W	54.9 VDC	15280lm	+85°C	<70	559164+561003/564173+564169



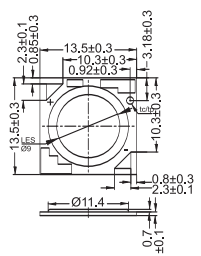
DMS12C/DMS18B



DMS120



DMS128



DMS124



LUGA SHOP FOOD GEN. 6



No. Art.	Name	Dimensions (mm)	Kelvin K	Input current mA	Power W	Input voltage VDC	Lumen Lm	Max. temp. Pkt. Tc	CRI	Recommended holder
564555	DMS 12CP19H	280/280mm	Pink effect 2000K	1050mA	36.2W	34.5 VDC	2575Lm	+115°C	<82	559164+561003/564173+564169
				1400mA	49.6W	35.4 VDC	3310Lm	+110°C	<82	559164+561003/564173+564169
				1700mA	61.4W	36.1 VDC	3895Lm	+105°C	<82	559164+561003/564173+564169
				2100mA	77.4W	36.9 VDC	4610Lm	+100°C	<82	559164+561003/564173+564169
564556	DMS 12CP40H	280/280mm	White effect 4000K	1050mA	36.2W	34.5 VDC	3065Lm	+115°C	<70 (spec. HiGa)	559164+561003/564173+564169
				1400mA	49.6W	35.4 VDC	3940Lm	+110°C	<70 (spec. HiGa)	559164+561003/564173+564169
				1700mA	61.4W	36.1 VDC	4635Lm	+105°C	<70 (spec. HiGa)	559164+561003/564173+564169
				2100mA	77.4W	36.9 VDC	5490Lm	+100°C	<70 (spec. HiGa)	559164+561003/564173+564169



564174+564170



564173+564169



559165+561002




559164+561003

Wymagane zastosowanie odpowiedniego radiatora (chłodzenie), więcej informacji na www.vossloh-schwabe.com. Po uruchomieniu sprawdź temperaturę w pkt. Tc na module/Suitable heat sink required, more info on www.vossloh-schwabe.com. Check temperature in Tc point on module when operating






SMD LINE / SMD KIT



LED SMD LINE GEN. 3



No. Art.	Name	Length (mm)	LED Q-ty	Kelvin K	Input current mA	Power W	Input voltage V	Lumen Lm	Max. temp. PKT Tc
565502	WU-M-575-TC/BC-830 GEN.3	280mm	24	3000K	350mA	7.9W	22.7 VDC	1270Lm	+80°C
					500mA	11.7W	23.3 VDC	1760Lm	+85°C
					700mA	16.9W	24.2 VDC	2355Lm	+90°C
565503	WU-M-575-TC/BC-840 GEN.3	280mm	24	4000K	350mA	7.9W	22.7 VDC	1365Lm	+80°C
					500mA	11.7W	23.3 VDC	1890Lm	+85°C
					700mA	16.9W	24.2 VDC	2530Lm	+90°C
565505	WU-M-575-TC/BC-865 GEN.3	280mm	24	6500K	350mA	7.9W	22.7 VDC	1315Lm	+80°C
					500mA	11.7W	23.3 VDC	1820Lm	+85°C
					700mA	16.9W	24.2 VDC	2435Lm	+90°C
565495	WU-M-574-TC/BC-830 GEN.3	280mm	12	3000K	350mA	4.0W	11.4 VDC	645Lm	+80°C
					500mA	5.9W	11.8 VDC	895Lm	+85°C
					700mA	8.5W	12.2 VDC	1210Lm	+90°C
565499	WU-M-574-TC/BC-840 GEN.3	280mm	12	4000K	350mA	4.0W	11.4 VDC	690Lm	+80°C
					500mA	5.9W	11.8 VDC	960Lm	+85°C
					700mA	8.5W	12.2 VDC	1300Lm	+90°C
565501	WU-M-574-TC/BC-865 GEN.3	280mm	12	6500K	350mA	4.0W	11.4 VDC	665Lm	+80°C
					500mA	5.9W	11.8 VDC	925Lm	+85°C
					700mA	8.5W	12.2 VDC	1250Lm	+90°C
565703	WU-M-578-TC/BC-830 GEN.3	560mm	48	3000K	350mA	15.9W	45.4 VDC	2540Lm	+80°C
					500mA	23.3W	46.6 VDC	3520Lm	+85°C
					700mA	33.9W	48.4 VDC	4710Lm	+90°C
565704	WU-M-578-TC/BC-840 GEN.3	560mm	48	4000K	350mA	15.9W	45.4 VDC	2730Lm	+80°C
					500mA	23.3W	46.6 VDC	3780Lm	+85°C
					700mA	33.9W	48.4 VDC	5060Lm	+90°C
565706	WU-M-578-TC/BC-865 GEN.3	560mm	48	6500K	350mA	15.9W	45.4 VDC	2630Lm	+80°C
					500mA	23.3W	46.6 VDC	3640Lm	+85°C
					700mA	33.9W	48.4 VDC	4870Lm	+90°C
565699	WU-M-577-TC/BC-830 GEN.3	560mm	24	3000K	350mA	8.0W	22.8 VDC	1290Lm	+80°C
					500mA	11.8W	23.6 VDC	1790Lm	+85°C
					700mA	17.1W	24.4 VDC	2420Lm	+90°C
565700	WU-M-577-TC/BC-840 GEN.3	560mm	24	4000K	350mA	8.0W	22.8 VDC	1380Lm	+80°C
					500mA	11.8W	23.6 VDC	1920Lm	+85°C
					700mA	17.1W	24.4 VDC	2600Lm	+90°C
565702	WU-M-577-TC/BC-865 GEN.3	560mm	24	6500K	350mA	8.0W	22.8 VDC	1330Lm	+80°C
					500mA	11.8W	23.6 VDC	1850Lm	+85°C
					700mA	17.1W	24.4 VDC	2500Lm	+90°C



VS LIGHTING SOLUTIONS

LED SMD KIT HB GEN. 2

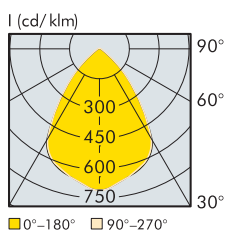


No. Art.	Name	Length (mm)	LED Q-ty	Kelvin K	Input current mA	Power W	Input voltage V	Lumen Lm	Max. temp. PKT Tc
560119	WU-M-480-G-HB-830 GEN.2	280mm	30	3000K	350mA	9.7W	27.8 VDC	1455Lm	+75°C
					500mA	14.3W	28.6 VDC	2040Lm	+75°C
					700mA	20.7W	29.6 VDC	2790Lm	+75°C
560120	WU-M-480-G-HB-840 GEN.2	280mm	30	4000K	350mA	9.7W	27.8 VDC	1535Lm	+75°C
					500mA	14.3W	28.6 VDC	2155Lm	+75°C
					700mA	20.7W	29.6 VDC	2945Lm	+75°C
560122	WU-M-480-G-HB-865 GEN.2	280mm	30	6500K	350mA	9.7W	27.8 VDC	1570Lm	+75°C
					500mA	14.3W	28.6 VDC	2205Lm	+75°C
					700mA	20.7W	29.6 VDC	3010Lm	+75°C
560139	WU-M-501-G-HB-830 GEN.2	280mm	15	3000K	350mA	5.9W	16.9 VDC	865Lm	+75°C
					500mA	8.8W	17.5 VDC	1210Lm	+75°C
					700mA	12.7W	18.2 VDC	1645Lm	+75°C
560140	WU-M-501-G-HB-840 GEN.2	280mm	15	4000K	350mA	5.9W	16.9 VDC	915Lm	+75°C
					500mA	8.8W	17.5 VDC	1280Lm	+75°C
					700mA	12.7W	18.2 VDC	1735Lm	+75°C
560142	WU-M-501-G-HB-865 GEN.2	280mm	15	6500K	350mA	5.9W	16.9 VDC	935Lm	+75°C
					500mA	8.8W	17.5 VDC	1305Lm	+75°C
					700mA	12.7W	18.2 VDC	1775Lm	+75°C
560127	WU-M-481-G-HB-830 GEN.2	560mm	60	3000K	350mA	19.5W	55.6 VDC	2905Lm	+75°C
					500mA	28.6W	57.1 VDC	4080Lm	+75°C
					700mA	41.4W	59.2 VDC	5575Lm	+75°C
560128	WU-M-481-G-HB-840 GEN.2	560mm	60	4000K	350mA	19.5W	55.6 VDC	3070Lm	+75°C
					500mA	28.6W	57.1 VDC	4310Lm	+75°C
					700mA	41.4W	59.2 VDC	5890Lm	+75°C
560130	WU-M-481-G-HB-865 GEN.2	560mm	60	6500K	350mA	19.5W	55.6 VDC	3140Lm	+75°C
					500mA	28.6W	57.1 VDC	4410Lm	+75°C
					700mA	41.4W	59.2 VDC	6025Lm	+75°C
560143	WU-M-502-G-HB-830 GEN.2	560mm	30	3000K	350mA	11.8W	33.8 VDC	1730Lm	+75°C
					500mA	17.4W	34.9 VDC	2420Lm	+75°C
					700mA	25.4W	36.3 VDC	3285Lm	+75°C
560144	WU-M-502-G-HB-840 GEN.2	560mm	30	4000K	350mA	11.8W	33.8 VDC	1825Lm	+75°C
					500mA	17.4W	34.9 VDC	2555Lm	+75°C
					700mA	25.4W	36.3 VDC	3470Lm	+75°C
560146	WU-M-502-G-HB-865 GEN.2	560mm	30	6500K	350mA	11.8W	33.8 VDC	1870Lm	+75°C
					500mA	17.4W	34.9 VDC	2615Lm	+75°C
					700mA	25.4W	36.3 VDC	3550Lm	+75°C

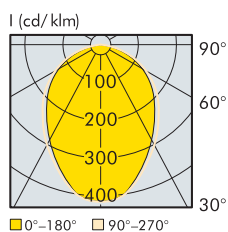


DOSTĘPNE OPTYKI/AVAILABLE OPTICS

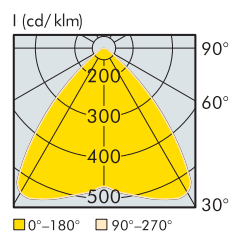
VS LIGHTING SOLUTIONS



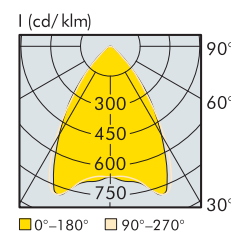
Standard 555437



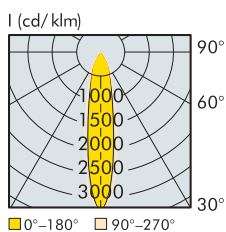
Diffuse 559972



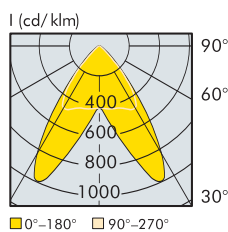
Extra Wide 90° 560570



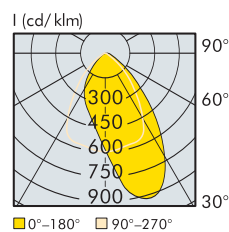
Wide 60° 560573



Narrow 30° 560571



Retail SYM 555438



Retail ASYM 555439

AKCESORIA/ACCESSORIES

No. Art.	Name
555482	END CAP
562558	FIXING CLIP 9mm
562559	FIXING CLIP 10mm



555482




562558



562559

Po uruchomieniu sprawdź temperaturę w pkt. Tc na module/Check temperature in Tc point on module when operating



ELASTYCZNE TAŚMY LED / FLEXIBLE LED STRIPES



Input voltage 12 VDC

No. Art.	Name	Type	Max. Output module W	Lumen Lm	Spacing LEDs (mm)	Module length /cut (mm)	Length (m)	Width (mm)	Type of LED light source
HB22001	MIX-S CW- WW	control kelvin 3000K-6000K	0.60W	5mb-2050Lm	11mm	66mm	5mb*	10mm	3528-9Lm/white LED




Input voltage 12 VDC

No. Art.	Name	Type	Max. Output module W	Lumen Lm	Spacing LEDs (mm)	Module length /cut (mm)	Length (m)	Width (mm)	Type of LED light source
HB22002	MIX-T CW- WW	control kelvin 3000K-6000K	1.50W	5mb-5700Lm	11mm	66mm	5mb*	10mm	5060-25Lm/white LED



Input voltage 12 VDC

No. Art.	Name	Type	Max. Output module W	Lumen Lm	Spacing LEDs (mm)	Module length /cut (mm)	Length (m)	Width (mm)	Type of LED light source
HB22003	MAX-T CW- WW	control kelvin 3000K-6000K	1.50W	5mb-7500Lm	17mm	50mm	5mb*	14mm	5060-25Lm/white LED



Input voltage 12 VDC

No. Art.	Name	Type	Max. Output module W	Lumen Lm	Spacing LEDs (mm)	Module length /cut (mm)	Length (m)	Width (mm)	Type of LED light source
HB22004	MAX-T RGBCW- WW	control kelvin RGB/CW 3000K or 6000K	1.50W	5mb-7500Lm	17mm	50mm	5mb*	14mm	5060-25Lm/white LED + 5060 RGB



Input voltage 12 VDC

No. Art.	Name	Type	Max. Output module W	Lumen Lm	Spacing LEDs (mm)	Module length /cut (mm)	Length (m)	Width (mm)	Type of LED light source
HB22009	RGB19	control kelvin RGB	0.72W	-	19mm	58mm	5mb*	10mm	5060-RGB, R 250mcd, G 1300mcd, B 350mcd


* Długość do uzgodnienia-5mb standard/5mb standard-other lengths on request/Montaż-taśma samoprzylepna/Mounting by adhesive tape



Input voltage 12 VDC



No. Art.	Name	Type	Max. Output module W	Lumen Lm	Spacing LEDs (mm)	Module length /cut (mm)	Length (m)	Width (mm)	Type of LED light source
HB22005	STRONG 07	control brightness	0,72W	5mb - 18750Lm	7mm	20mm	5mb*	6mm	2835-25Lm/white LED



Input voltage 12 VDC



No. Art.	Name	Type	Max. Output module W	Lumen Lm	Spacing LEDs (mm)	Module length /cut (mm)	Length (m)	Width (mm)	Type of LED light source
HB22006	STRONG 10	control brightness	0.72W	5mb - 12525Lm	10mm	30mm	5mb*	10mm	2835-25Lm/white LED



Input voltage 12 VDC



No. Art.	Name	Type	Max. Output module W	Lumen Lm	Spacing LEDs (mm)	Module length /cut (mm)	Length (m)	Width (mm)	Type of LED light source
HB22007	STRONG 17	control brightness	0.72W	5mb - 7500Lm	17mm	50mm	5mb*	10mm	2835-25Lm/white LED

* Długość do uzgodnienia-5mb standard/5mb standard-other lengths on request/Montaż-taśma samoprzylepna/Mounting by adhesive tape



Input voltage 12 VDC

No. Art.	Name	Type	Max. Output module W	Lumen Lm	Spacing LEDs (mm)	Module length /cut (mm)	Length (m)	Width (mm)	Type of LED light source
HB22010	SLIM 07	control brightness	0,30W	5mb-6750Lm	7mm	20mm	5mb*	6mm	3528-9Lm/white LED



Input voltage 12 VDC

No. Art.	Name	Type	Max. Output module W	Lumen Lm	Spacing LEDs (mm)	Module length /cut (mm)	Length (m)	Width (mm)	Type of LED light source
HB22011	SLIM 10	control brightness	0.30W	5mb-4510Lm	10mm	30mm	5mb*	6mm	3528-9Lm/white LED



Input voltage 12 VDC

No. Art.	Name	Type	Max. Output module W	Lumen Lm	Spacing LEDs (mm)	Module length /cut (mm)	Length (m)	Width (mm)	Type of LED light source
HB22012	SLIM 17	control brightness	0.30W	5mb-2700Lm	17mm	50mm	5mb*	6mm	3528-9Lm/white LED



Input voltage 12 VDC

No. Art.	Name	Type	Max. Output module W	Lumen Lm	Spacing LEDs (mm)	Module length /cut (mm)	Length (m)	Width (mm)	Type of LED light source
HB22013	SLIM 33	control brightness	0.30W	5mb-1350Lm	33mm	100mm	5mb*	6mm	3528-9Lm/white LED



Input voltage 12 VDC

No. Art.	Name	Type	Max. Output module W	Lumen Lm	Spacing LEDs (mm)	Module length /cut (mm)	Length (m)	Width (mm)	Type of LED light source
HB22014	PICO 10	control brightness	0.30W	5mb-4510Lm	10mm	30mm	5mb*	4mm	3528-9Lm/white LED


* Długość do uzgodnienia-5mb standard/5mb standard-other lengths on request/Montaż-taśma samoprzylepna/Mounting by adhesive tape



Input voltage 12 VDC




No. Art.	Name	Type	Max. Output module W	Lumen Lm	Spacing LEDs (mm)	Module length /cut (mm)	Length (m)	Width (mm)	Type of LED light source
HB22015	PICO 14	control brightness	0.30W	5mb-3130Lm	14mm	43mm	5mb*	4mm	3528-9Lm/white LED



Input voltage 12 VDC



No. Art.	Name	Type	Max. Output module W	Lumen Lm	Spacing LEDs (mm)	Module length /cut (mm)	Length (m)	Width (mm)	Type of LED light source
HB22016	SPECIAL 10	for meat	0.72W	5mb-8520Lm	10mm	30mm	5mb*	10mm	2835-17Lm/meat LED



Input voltage 12 VDC



No. Art.	Name	Type	Max. Output module W	Lumen Lm	Spacing LEDs (mm)	Module length /cut (mm)	Length (m)	Width (mm)	Type of LED light source
HB22017	SPECIAL 17	for meat	0.72W	5mb-5100Lm	17mm	50mm	5mb*	10mm	2835-17Lm/meat LED

* Długość do uzgodnienia-5mb standard/5mb standard-other lengths on request/Montaż-taśma samoprzylepna/Mounting by adhesive tape



Input voltage 24 VDC

No. Art.	Name	Type	Max. Output module W	Lumen Lm	Spacing LEDs (mm)	Module length /cut (mm)	Length (m)	Width (mm)	Type of LED light source
HB22018	SLIM 10	control brightness	0.60W	5mb-4510Lm	10mm	60mm	5mb*	6mm	3528-9Lm/white LED



Input voltage 24 VDC

No. Art.	Name	Type	Max. Output module W	Lumen Lm	Spacing LEDs (mm)	Module length /cut (mm)	Length (m)	Width (mm)	Type of LED light source
HB22019	SLIM 17	control brightness	0.60W	5mb-2700Lm	17mm	100mm	5mb*	6mm	3528-9Lm/white LED



Input voltage 24 VDC

No. Art.	Name	Type	Max. Output module W	Lumen Lm	Spacing LEDs (mm)	Module length /cut (mm)	Length (m)	Width (mm)	Type of LED light source
HB22020	STRONG 10	control brightness	1.44W	5mb-12525Lm	10mm	60mm	5mb*	10mm	2835-25Lm/white LED



Input voltage 24 VDC

No. Art.	Name	Type	Max. Output module W	Lumen Lm	Spacing LEDs (mm)	Module length /cut (mm)	Length (m)	Width (mm)	Type of LED light source
HB22021	STRONG 17	control brightness	1.44W	5mb-7500Lm	17mm	100mm	5mb*	10mm	2835-25Lm/white LED

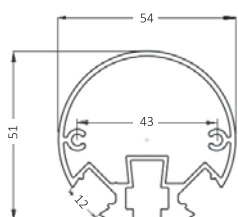
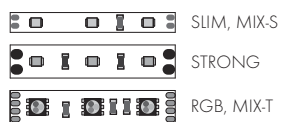


* Długość do uzgodnienia-5mb standard/5mb standard-other lengths on request/Montaż-taśma samoprzylepna/Mounting by adhesive tape



 **HOLDBOX**

PROFILE LED / LED PROFILES



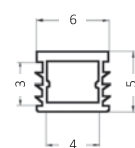
AKCESORIA/ACCESSORIES

End caps Szary/Grey ABS



RING


No. Art.	Length (mm)	Diam. (mm)	Height (mm)	Suitable for LED strips	Colour	Cover
HB24007	1mb*/2mb*	54mm	51mm	SLIM/MIX-S/STRONG/RGB/MIX-T	Srebrny/Silver	PMMA mleczny/przezroczysty/PMMA milk/transparent



PICO

No. Art.	Length (mm)	Width (mm)	Height (mm)	Suitable for LED strips	Colour	Cover
HB24020	1mb*/2mb*	6mm	5mm	PICO	Przezroczysty/Mleczny/Transparent/Milk	—

*Długość do uzgodnienia - 1mb/2mb standard. 1m/2m standard - other lengths on request
Akcesoria nie są zawarte w komplecie/Accessories not included

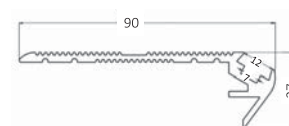


AKCESORIA/ACCESSORIES

End caps Szary/Grey ABS



SLIM



CINEMA-N



No. Art.	Length (mm)	Width (mm)	Height (mm)	Suitable for LED strips	Colour	Cover
HB24008	1mb*/2mb*	90mm	27mm	SLIM	Srebrny/Silver	PMMA mleczny/PMMA milk

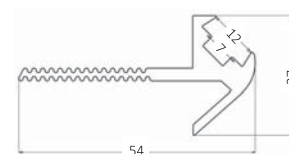


AKCESORIA/ACCESSORIES

End caps Szary/Grey ABS



SLIM

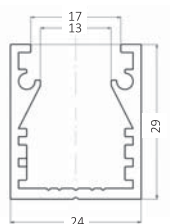
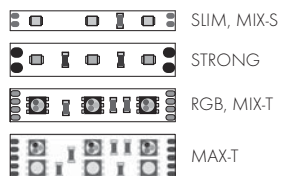


CINEMA-P



No. Art.	Length (mm)	Width (mm)	Height (mm)	Suitable for LED strips	Colour	Cover
HB24009	1mb*/2mb*	54mm	27mm	SLIM	Srebrny/Silver	PMMA mleczny/PMMA milk

*Długość do uzgodnienia - 1mb/2mb standard, 1m/2m standard - other lengths on request
Akcesoria nie są zawarte w komplecie/Accessories not included



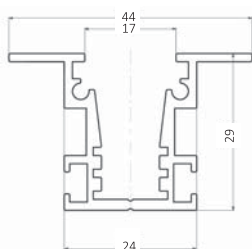
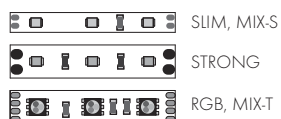
AKCESORIA/ACCESSORIES

End caps Szary/Grey ABS



MINI LINE-N

No. Art.	Length (mm)	Width (mm)	Height (mm)	Suitable for LED strips	Colour	Cover
HB24005	1 mb */ 2mb *	24mm	29mm	SLIM/MIX-S/STRONG/RGB/MIX-T/MAX-T	Srebrny/Silver	PMMA mleczny/przezroczysty/satyna/PMMA milk/transparent/satin



AKCESORIA/ACCESSORIES

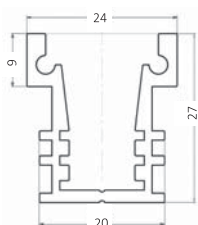
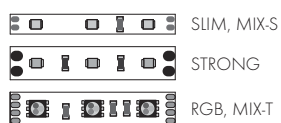
End caps Szary/Grey ABS

Mounting springs Chrome Stal/Steel



MINI LINE-P

No. Art.	Length (mm)	Width (mm)	Height (mm)	Suitable for LED strips	Colour	Cover
HB24006	1 mb */ 2mb *	44mm	29mm	SLIM/MIX-S/STRONG/RGB/MIX-T	Srebrny/Silver	PMMA mleczny/przezroczysty/satyna/PMMA milk/transparent/satin



SPECIAL

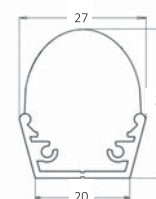
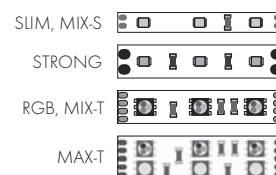
No. Art.	Length (mm)	Width (mm)	Height (mm)	Suitable for LED strips	Colour	Cover
HB24010	1 mb */ 2mb *	24mm	27mm	SLIM/MIX-S/STRONG/RGB/MIX-T	Srebrny/Silver	PMMA mleczny/przezroczysty/PMMA milk/transparent

*Długość do uzgodnienia - 1mb/2mb standard. 1m/2m standard - other lengths on request
Akcesoria nie są zawarte w komplecie/Accessories not included



AKCESORIA/ACCESSORIES

End caps Szary/Grey ABS



FLUO-N



No. Art.	Length (mm)	Width (mm)	Height (mm)	Suitable for LED strips	Colour	Cover
HB24003	1mb*/2mb*	27mm	31mm	SLIM/MIX-S/STRONG/RGB/MIX-T/MAX-T	Srebrny/Silver	PMMA mleczny/przezroczysty/PMMA milk/transparent

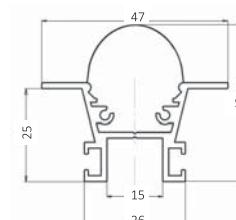
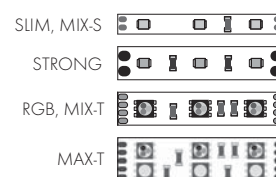


AKCESORIA/ACCESSORIES

End caps Szary/Grey ABS



Mounting springs Chrome Stal/Steel

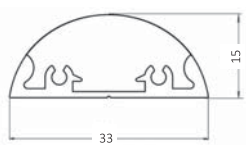
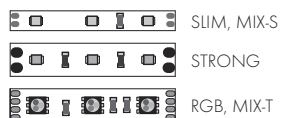


FLUO-P



No. Art.	Length (mm)	Width (mm)	Height (mm)	Suitable for LED strips	Colour	Cover
HB24004	1mb*/2mb*	47mm	42mm	SLIM/MIX-S/STRONG/RGB/MIX-T/MAX-T	Srebrny/Silver	PMMA mleczny/przezroczysty/PMMA milk/transparent

Długość do uzgodnienia - 1mb/2mb standard. 1m/2m standard - other lengths on request
Akcesoria nie są zawarte w komplecie/Accessories not included



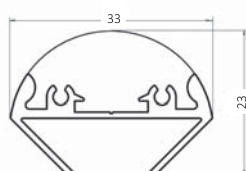
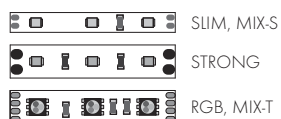
AKCESORIA/ACCESSORIES

End caps Szary/Grey ABS



DECOR

No. Art.	Length (mm)	Width (mm)	Height (mm)	Suitable for LED strips	Colour	Cover
HB24001	1mb*/2mb*	33mm	15mm	SLIM/MIX-S/STRONG/RGB/MIX-T	Srebrny/Silver	PMMA mleczny/ryflowany/PMMA milk/ribbed



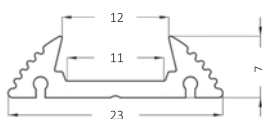
AKCESORIA/ACCESSORIES

End caps Szary/Grey ABS



DECOR-C

No. Art.	Length (mm)	Width (mm)	Height (mm)	Suitable for LED strips	Colour	Cover
HB24002	1mb*/2mb*	33mm	23mm	SLIM/MIX-S/STRONG/RGB/MIX-T	Srebrny/Silver	PMMA mleczny/ryflowany/PMMA milk/ribbed



AKCESORIA/ACCESSORIES


End caps Szary/Grey ABS



MICRO

No. Art.	Length (mm)	Width (mm)	Height (mm)	Suitable for LED strips	Colour	Cover
HB24012	1mb*/2mb*	23mm	7mm	SLIM, MIX-S	Srebrny/Silver	PMMA mleczny/przezroczysty/PMMA milk/transparent

*Długość do uzgodnienia - 1mb/2mb standard. 1m/2m standard - other lengths on request
Akcesoria nie są zawarte w komplecie/Accessories not included

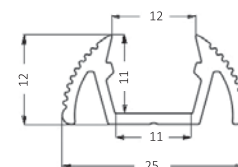


AKCESORIA/ACCESSORIES

End caps Szary/Grey ABS



SLIM, MIX-S
STRONG
RGB, MIX-T



STANDARD



No. Art.	Length (mm)	Width (mm)	Height (mm)	Suitable for LED strips	Colour	Cover
HB24013	1mb*/2mb*	25mm	12mm	SLIM/MIX-S/STRONG/RGB/MIX-T	Srebrny/Silver	PMMA mleczny/przezroczysty/PMMA milk/transparent



AKCESORIA/ACCESSORIES

End caps Szary/Grey ABS



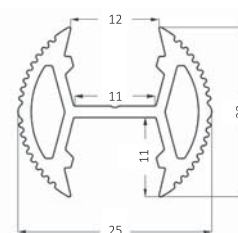
Holder-rosette Chrome



Holders PC



SLIM, MIX-S
STRONG
RGB, MIX-T



DUO



No. Art.	Length (mm)	Diam. (mm)	Height (mm)	Suitable for LED strips	Colour	Cover
HB24015	1mb*/2mb*	25mm	22mm	SLIM/MIX-S/STRONG/RGB/MIX-T	Srebrny/Silver	PMMA mleczny/przezroczysty/PMMA milk/transparent

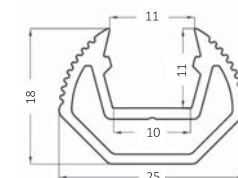


AKCESORIA/ACCESSORIES

End caps Szary/Grey ABS



SLIM, MIX-S
STRONG
RGB, MIX-T

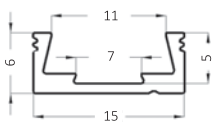


CORNER



No. Art.	Length (mm)	Width (mm)	Height (mm)	Suitable for LED strips	Colour	Cover
HB24014	1mb*/2mb*	25mm	18mm	SLIM/MIX-S/STRONG/RGB/MIX-T	Srebrny/Silver	PMMA mleczny/przezroczysty/PMMA milk/transparent

*Długość do uzgodnienia - 1mb/2mb standard. 1m/2m standard - other lengths on request
Akcesoria nie są zawarte w komplecie/Accessories not included

 SLIM


AKCESORIA/ACCESSORIES

End caps Szary/Grey ABS

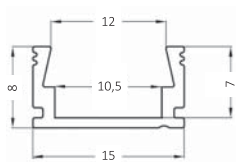



MINICLASSIC

No. Art.	Length (mm)	Width (mm)	Height (mm)	Suitable for LED strips	Colour	Cover
HB24018	1mb*/2mb*	15mm	6mm	SLIM	Srebrny/Silver	PMMA mleczny/przezroczysty/PMMA milk/transparent

 SLIM, MIX-S

 STRONG

 RGB, MIX-T


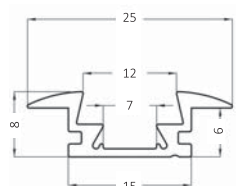
AKCESORIA/ACCESSORIES

End caps Szary/Grey ABS




NEWCLASSIC

No. Art.	Length (mm)	Width (mm)	Height (mm)	Suitable for LED strips	Colour	Cover
HB24017	1mb*/2mb*	15mm	8mm	SLIM/MIX-S/STRONG/RGB/MIX-T	Srebrny/Silver	PMMA mleczny/przezroczysty/PMMA milk/transparent

 SLIM


AKCESORIA/ACCESSORIES

End caps Szary/Grey ABS




INTERIOR

No. Art.	Length (mm)	Width (mm)	Height (mm)	Suitable for LED strips	Colour	Cover
HB24016	1mb*/2mb*	25mm	8mm	SLIM	Srebrny/Silver	PMMA mleczny/przezroczysty/PMMA milk/transparent

*Długość do uzgodnienia - 1mb/2mb standard. 1m/2m standard - other lengths on request
Akcesoria nie są zawarte w komplecie/Accessories not included

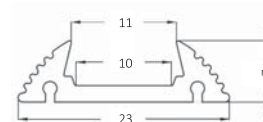


AKCESORIA/ACCESSORIES

End caps Szary/Grey ABS



SLIM, MIX-S



MICROFLEX



No. Art.	Length (mm)	Width (mm)	Height (mm)	Suitable for LED strips	Colour	Cover
HB24019	1mb*/2mb*	23mm	7mm	SLIM, MIX-S	Przezroczysty/Biały/ Szary/Transparent/ White/Grey	PCV mleczny/przezroczysty/PCV milk/transparent



AKCESORIA/ACCESSORIES

End caps Srebrny/Silver ALU




SLIM, MIX-S

STRONG

RGB, MIX-T

MAX-T



PRINCE



No. Art.	Length (mm)	Width (mm)	Height (mm)	Suitable for LED strips	Colour	Cover
HB24022	1mb*/2mb*	25mm	34mm	SLIM/MIX-S/STRONG/RGB/MIX-T/MAX-T	Srebrny/Silver	PMMA mleczny/przezroczysty/PMMA milk/transparent



AKCESORIA/ACCESSORIES

End caps Srebrny/Silver ALU

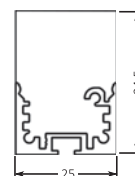


SLIM, MIX-S

STRONG

RGB, MIX-T

MAX-T

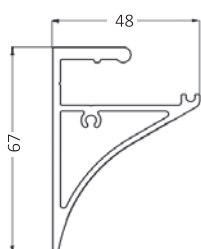
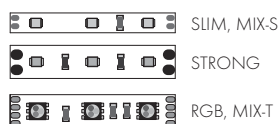


ULM



No. Art.	Length (mm)	Width (mm)	Height (mm)	Suitable for LED strips	Colour	Cover
HB24023	1mb*/2mb*	25mm	34,5mm	SLIM/MIX-S/STRONG/RGB/MIX-T/MAX-T	Srebrny/Silver	PMMA mleczny/przezroczysty/PMMA milk/transparent

*Długość do uzgodnienia - 1mb/2mb standard. 1m/2m standard - other lengths on request
Akcesoria nie są zawarte w komplecie/Accessories not included



AKCESORIA/ACCESSORIES

End caps Szary/Grey ABS



SHELF

No. Art.	Length (mm)	Width (mm)	Height (mm)	Suitable for LED strips	Colour	Cover	Tip
HB24021	1mb*/2mb*	48mm	67mm	SLIM/MIX-S/STRONG/RGB/MIX-T	Srebrny/Silver	—	Blokada szyby uszczelka silikonowa/Glass locked by silicone gasket

Uwaga:

Zastosowanie w profilach innych niż przez nas wskazanych źródeł światła (parametry) lub też zastosowanie źródeł innego producenta może spowodować uszkodzenie produktu (odkształcenia), w takim przypadku klient na własną odpowiedzialność dokonuje świadomego wyboru, a wszelkie reklamacje będą odrzucone.

Attention:

Application of other light sources (by parameters) than recommended or other supplier's light sources in the profiles, may cause product damage (deformation). In such case the client makes his conscious choice with his full responsibility and any complaints will be rejected.

*Długość do uzgodnienia - 1mb/2mb standard. 1m/2m standard - other lengths on request
 Profil Shelf nie zawiera półki szklanej/Glass Shelf not included
 Akcesoria nie są zawarte w komplecie/Accessories not included



STEROWANIE LED / LED LIGHT CONTROL



Input voltage 220–240 VAC



HB-PAN 10

HB-PAN 20

HOLDBOX

STEROWANIE RF & WiFi LED – 1 KOLOR – PANELE SZKLANE DOTYKOWE. NADAJNIKI SYGNAŁU
/RF & WiFi LED CONTROL – 1 COLOUR – TOUCH GLASS PANELS. SIGNAL TRANSMITTERS

No. Art.	Name	Type	Length (mm)	Width (mm)	Height (mm)	Type of LED light source	Qty of control zones	Colour
HB21001	HB-PAN 10W	touch glass wall panel	86mm	86mm	41mm	1 colour	2	White
HB21002	HB-PAN 10B	touch glass wall panel	86mm	86mm	41mm	1 colour	2	Black
HB21003	HB-PAN 20W	touch glass wall panel	86mm	86mm	41mm	1 colour	4	White
HB21004	HB-PAN 20B	touch glass wall panel	86mm	86mm	41mm	1 colour	4	Black

Wskazówka: do kompletu należy zastosować min. jeden odbiornik HB-REC dla jednej strefy/Tip: one piece HB-REC receiver required in single zone.



HB-PAN 30

HOLDBOX



Input voltage 220–240 VAC

STEROWANIE RF & WiFi LED CW/WW – PANELE SZKLANE DOTYKOWE. NADAJNIKI SYGNAŁU
/RF & WiFi LED CONTROL – CW/WW – TOUCH GLASS PANELS. SIGNAL TRANSMITTERS

No. Art.	Name	Type	Length (mm)	Width (mm)	Height (mm)	Type of LED light source	Qty of control zones	Colour
HB21005	HB-PAN 30W	touch glass wall panel	86mm	86mm	41mm	2 colour CW/WW	4	White
HB21006	HB-PAN 30B	touch glass wall panel	86mm	86mm	41mm	2 colour CW/WW	4	Black

Wskazówka: do kompletu należy zastosować min. jeden odbiornik HB-REC dla jednej strefy/Tip: one piece HB-REC receiver required in single zone.



HB-PAN 40

HB-PAN 50

HOLDBOX



Input voltage battery 3 VDC

STEROWANIE RF & WiFi LED CW/WW – PANELE SZKLANE MANUALNE. NADAJNIKI SYGNAŁU
/RF & WiFi LED CONTROL – CW/WW – MANUAL GLASS PANELS. SIGNAL TRANSMITTERS

No. Art.	Name	Type	Length (mm)	Width (mm)	Height (mm)	Type of LED light source	Qty of control zones	Colour
HB21007	HB-PAN 40W	manual wall panel	86mm	86mm	41mm	2 colour CW/WW	1	White
HB21008	HB-PAN 40B	manual wall panel	86mm	86mm	41mm	2 colour CW/WW	1	Black
HB21009	HB-PAN 50B	manual panel standing	96mm	65mm	80mm	2 colour CW/WW	1	Black

Wskazówka: do kompletu należy zastosować min. jeden odbiornik HB-REC dla jednej strefy/Tip: one piece HB-REC receiver required in single zone.



HB-PAN 60

HOLDBOX



Input voltage 220–240 VAC

STEROWANIE RF & WiFi LED – RGBW – PANELE SZKLANE DOTYKOWE. NADAJNIKI SYGNAŁU
/RF & WiFi LED CONTROL – RGBW – TOUCH GLASS PANELS. SIGNAL TRANSMITTERS

No. Art.	Name	Type	Length (mm)	Width (mm)	Height (mm)	Type of LED light source	Qty of control zones	Colour
HB21010	HB-PAN 60W	touch glass wall panel	86mm	86mm	41mm	RGB+W	4	White
HB21011	HB-PAN 60B	touch glass wall panel	86mm	86mm	41mm	RGB+W	4	Black



HB-PAN 70



HB-PAN 80

HOLDBOX

Input voltage battery 3 VDC



STEROWANIE RF & WiFi LED – PANELE SZKLANE MANUALNE. NADAJNIKI SYGNAŁU /RF & WiFi LED CONTROL – MANUAL GLASS PANELS. SIGNAL TRANSMITTERS

No. Art.	Name	Type	Length (mm)	Width (mm)	Height (mm)	Type of LED light source	Qty of control zones	Colour
HB21012	HB-PAN 70W	manual wall panel	86mm	86mm	41mm	RGB	1	White
HB21013	HB-PAN 70B	manual wall panel	86mm	86mm	41mm	RGB	1	Black
HB21014	HB-PAN 80B	manual panel standing	96mm	65mm	80mm	RGB	1	Black

Wskazówka: do kompletu należy zastosować min. jeden odbiornik HB-REC dla jednej strefy/Tip: one piece HB-REC receiver required in single zone.



HB-REM 010



HB-REM 020



HB-REM 030

HOLDBOX

Input voltage battery 4.5 VDC



STEROWANIE RF & WiFi LED 1 KOLOR, CW/WW, RGBW – PILOTY Z UCHWYTEM ŚCIENNYM. NADAJNIKI SYGNAŁU /RF & WiFi LED CONTROL 1 COLOUR, CW/WW, RGBW – REMOTE CONTROL WITH WALL MOUNT HOLDER. SIGNAL TRANSMITTERS

No. Art.	Name	Type	Length (mm)	Width (mm)	Height (mm)	Type of LED light source	Qty of control zones	Colour
HB21015	HB-REM 010	remote control	120mm	55mm	17mm	1 colour	4	Black
HB21016	HB-REM 020	remote control	120mm	55mm	17mm	2 colour CW/WW	4	Black
HB21017	HB-REM 030	remote control	120mm	55mm	17mm	RGB+White	4	Black

Wskazówka: do kompletu należy zastosować min. jeden odbiornik HB-REC dla jednej strefy/Tip: one piece HB-REC receiver required in single zone.



HB-CON 100

HOLDBOX

Input voltage 12–24 VDC



STEROWANIE RF & WiFi LED 1 KOLOR, CW/WW, RGBW – SYSTEM DLA SMARTFONÓW I TABLETÓW. NADAJNIKI SYGNAŁU /RF & WiFi LED CONTROL 1 COLOUR, CW/WW, RGBW – SYSTEM FOR SMARTPHONES AND TABLETS. SIGNAL TRANSMITTERS

No. Art.	Name	Type	Length (mm)	Width (mm)	Height (mm)	Type of LED light source	Qty of control zones	Colour
HB21018	HB-CON 100	Converter for smartphone/tablet (android, ios)	99mm	50mm	20mm	1 colour, 2 colour CW/WW, RGB+White	8	Black

Wskazówka: do kompletu należy zastosować min. jeden odbiornik HB-REC dla jednej strefy/Tip: one piece HB-REC receiver required in single zone.

Instrukcja obsługi na www.holdbox.eu/User manual on www.holdbox.eu



Input voltage 12–36 VDC

HOLDBOX


**STEROWANIE RF & WiFi LED 1 KOLOR, CW/WW, RGBW. ODBIORNIKI SYGNAŁU
/RF & WiFi LED CONTROL 1 COLOUR, CW/WW, RGBW. SIGNAL RECEIVERS**

No. Art.	Name	Type	Max. Output W	Output current	Length (mm)	Width (mm)	Height (mm)	Model	Colour
HB21019	HB-REC 10U	Designed to cooperate with all HB-PAN, HB-REM, HB-CON transmitters	240–720W	4Chan. x5AChan.	178mm	46mm	18mm	constant voltage	White
HB21020	HB-REC 20U	Designed to cooperate with all HB-PAN, HB-REM, HB-CON transmitters	384–1152W	4Chan. x8AChan.	168mm	58mm	28mm	constant voltage	White
HB21021	HB-REC 30I	Designed to cooperate with all HB-PAN, HB-REM, HB-CON transmitters	16.8–50.4W	4Chan. x0.35AChan.	178mm	46mm	18mm	constant current	White
HB21022	HB-REC 40I	Designed to cooperate with all HB-PAN, HB-REM, HB-CON transmitters	33.6–100.8W	4Chan. x0.70AChan.	178mm	46mm	18mm	constant current	White



Input voltage 12–36 VDC

HOLDBOX


WZMACNIACZE SYGNAŁU LED/LED SIGNAL REPEATERS

No. Art.	Name	Type	Max. Output W	Output current	Length (mm)	Width (mm)	Height (mm)	Model	Colour
HB21023	HB-REP 20U	Designed to cooperate with single-color LED light sources	96–288W	1Chan. 1×8A	82mm	33mm	20mm	constant voltage	White
HB21024	HB-REP 30U	Designed to cooperate with multicolor RGB + W LEDs	240–720W	4Chan. x5AChan.	178mm	46mm	18mm	constant voltage	White



Input voltage 12–24 VDC

HOLDBOX


WYŁĄCZNIK DIM DO PROFILI LED/DIM SWITCH FOR LED PROFILES

No. Art.	Name	Type	Max. Output W	Output current	Length (mm)	Width (mm)	Height (mm)	Model	Colour
HB21027	HB-SWI 100	Designed to cooperate with single-color LED light sources, dimmable	36–72W	3A	54mm	10mm	7mm	DIM switch	–



Input voltage 220–240 VAC

HOLDBOX


SENSOROWE WYŁĄCZNIKI DO LED I INNYCH ŹRÓDEŁ ŚWIATŁA/SENSOR SWITCHES FOR LED AND OTHER LIGHT SOURCES

No. Art.	Name	Type	Max. Output W	Output current	Length (mm)	Width (mm)	Height (mm)	Colour
HB21028	HB-SEN 10A	Universal designed for all light sources	500W	5A	82mm	33mm	20mm	White
HB21029	HB-SEN 10B	Universal designed for all light sources	500W	5A	82mm	33mm	20mm	White
HB21030	HB-SEN 20A	Universal designed for all light sources	500W	5A	82mm	33mm	20mm	White
HB21031	HB-SEN 30A	Universal designed for all light sources, adjustable	500W	5A	82mm	33mm	20mm	White
HB21032	HB-SEN 40A	Universal designed for all light sources	500W	5A	82mm	33mm	20mm	White



HB-SEN 10A



HB-SEN 10B



HB-SEN 20A



HB-SEN 30A



HB-SEN 40A

Instrukcja obsługi na www.holdbox.eu/User manual on www.holdbox.eu



ZASILACZE LED NAPIĘCIOWE / CONSTANT VOLTAGE LED DRIVERS



Input voltage 220–240 VAC

HOLDBOX



No. Art.	Name	Type	Output voltage	Max. output W	Output current	Length (mm)	Width (mm)	Height (mm)
HB20001	HB-DU 15 Standard	constant voltage driver/home	12 VDC	15W	1.25A	123mm	45mm	19mm
HB20002	HB-DU 20 Standard	constant voltage driver/home	12 VDC	20W	1.70A	123mm	45mm	19mm
HB20003	HB-DU 30 Standard	constant voltage driver/home	12 VDC	30W	2.50A	153mm	41mm	32mm
HB20004	HB-DU 60 Standard	constant voltage driver/home	12 VDC	60W	5.00A	180mm	52mm	30mm
HB20005	HB-DU 100 Standard	constant voltage driver/home	12 VDC	100W	8.40A	300mm	41mm	32mm



Input voltage 220–240 VAC

VS LIGHTING SOLUTIONS

No. Art.	Name	Type	Output voltage	Max. output W	Output current	Length (mm)	Width (mm)	Height (mm)
186412	EDXe 106/12.037 Standard	constant voltage driver/home	12 VDC	6W	0.50A	82mm	43mm	23mm
186204	EDXe 112/12.033 Standard	constant voltage driver/home	12 VDC	12W	1.00A	104mm	36mm	22mm
186620	EDXe 120/12.053 Standard	constant voltage driver/home	12 VDC	20W	1.68A	123mm	45mm	19mm
186621	EDXe 160/12.054 Standard	constant voltage driver/home	12 VDC	60W	5.00A	180mm	45mm	19mm
186622	EDXe 175/12.055 Standard	constant voltage driver/home	12 VDC	75W	6.25A	180mm	45mm	19mm
186623	EDXe 1100/12.056 Standard	constant voltage driver/home	12 VDC	100W	8.40A	300mm	40mm	30mm



Input voltage 220–240 VAC

MAY

No. Art.	Name	Type	Output voltage	Max. output W	Output current	Length (mm)	Width (mm)	Height (mm)
HB20033	APV 8 Standard	constant voltage driver/home	12 VDC	8W	0.67A	60mm	30mm	22mm
HB20026	APV 12 Standard	constant voltage driver/home	12 VDC	12W	1.00A	77mm	40mm	29mm
HB20027	APV 25 Standard	constant voltage driver/home	12 VDC	25W	2.10A	84mm	57mm	29.5mm
HB20028	APV 35 Standard	constant voltage driver/home	12 VDC	35W	3.00A	84mm	57mm	29.5mm



Input voltage 220–240 VAC

VS LIGHTING SOLUTIONS

No. Art.	Name	Type	Output voltage	Max. output W	Output current	Length (mm)	Width (mm)	Height (mm)
186628	EDXe 130/12.061 Standard	constant voltage driver/street	12 VDC	30W	2.50A	131mm	42mm	34mm
186629	EDXe 175/12.062 Standard	constant voltage driver/street	12 VDC	75W	6.25A	155mm	50mm	32mm
186630	EDXe 1100/12.063 Standard	constant voltage driver/street	12 VDC	100W	8.34A	206mm	69mm	37mm
186631	EDXe 1150/12.064 Standard	constant voltage driver/street	12 VDC	150W	12.50A	206mm	69mm	37mm



Input voltage 220–240 VAC



No. Art.	Name	Type	Output voltage	Max. output W	Output current	Length (mm)	Width (mm)	Height (mm)
HB20018	LPH 18 Standard	constant voltage driver/street	12 VDC	18W	1.50A	140mm	30mm	22mm
HB20019	LPV 35 Standard	constant voltage driver/street	12 VDC	35W	3.00A	148mm	40mm	30mm
HB20020	LPV 60 Standard	constant voltage driver/street	12 VDC	60W	5.00A	163mm	43mm	32mm
HB20021	LPV 100 Standard	constant voltage driver/street	12 VDC	100W	8.50A	190mm	52mm	37mm
HB20022	LPV 150 Standard	constant voltage driver/street	12 VDC	120W	10.00A	191mm	63mm	38mm
HB20023	CLG 150 Standard	constant voltage driver/street	12 VDC	132W	11.00A	223mm	68mm	39mm
HB20024	HLG 240H Standard	constant voltage driver/street	12 VDC	192W	16.00A	244mm	68mm	39mm
HB20025	HLG 320H Standard	constant voltage driver/street	12 VDC	264W	22.00A	252mm	90mm	44mm



HOLDBOX



Input voltage 220–240 VAC



No. Art.	Name	Type	Output voltage	Max. output W	Output current	Length (mm)	Width (mm)	Height (mm)
HB20006	HB-DU 15 Standard	constant voltage driver/home	24 VDC	15W	0.63A	123mm	45mm	19mm
HB20007	HB-DU 30 Standard	constant voltage driver/home	24 VDC	30W	1.25A	153mm	41mm	32mm
HB20008	HB-DU 60 Standard	constant voltage driver/home	24 VDC	60W	2.50A	180mm	52mm	30mm
HB20009	HB-DU 120 Standard	constant voltage driver/home	24 VDC	120W	5.00A	300mm	41mm	32mm

VS LIGHTING SOLUTIONS



Input voltage 220–240 VAC



No. Art.	Name	Type	Output voltage	Max. output W	Output current	Length (mm)	Width (mm)	Height (mm)
186129	EDXe 120/24.009 Standard	constant voltage driver/home	24 VDC	20W	0.85A	182mm	42mm	18mm
186624	EDXe 130/24.057 Standard	constant voltage driver/home	24 VDC	30W	1.25A	153mm	41mm	32mm
186625	EDXe 160/24.058 Standard	constant voltage driver/home	24 VDC	60W	2.50A	180mm	52mm	30mm
186626	EDXe 175/24.059 Standard	constant voltage driver/home	24 VDC	75W	3.13A	180mm	52mm	30mm
186627	EDXe 1120/24.060 Standard	constant voltage driver/home	24 VDC	120W	5.00A	300mm	40mm	30mm



Input voltage 220–240 VAC



VS LIGHTING SOLUTIONS

No. Art.	Name	Type	Output voltage	Max. output W	Output current	Length (mm)	Width (mm)	Height (mm)
186432*	EDXe 175/24.040 Standard	constant voltage driver/street	24 VDC	75W	3.13A	180mm	49mm	32mm
186433	EDXe 1100/24.041 Standard	constant voltage driver/street	24 VDC	100W	4.20A	206mm	69mm	37mm
186434	EDXe 1150/24.042 Standard	constant voltage driver/street	24 VDC	150W	6.25A	206mm	69mm	37mm
186633*	EDXe 130/24.066 Standard	constant voltage driver/street	24 VDC	30W	1.25A	131mm	42mm	34mm
186634*	EDXe 1200/24.067 Standard	constant voltage driver/street	24 VDC	200W	8.30A	206mm	69mm	37mm




Input voltage 220–240 VAC



AMW

No. Art.	Name	Type	Output voltage	Max. output W	Output current	Length (mm)	Width (mm)	Height (mm)
HB20029	LPH 18 Standard	constant voltage driver/street	24 VDC	18W	0.75A	140mm	30mm	22mm
HB20030	LPV 35 Standard	constant voltage driver/street	24 VDC	35W	1.50A	148mm	40mm	30mm
HB20031	LPV 60 Standard	constant voltage driver/street	24 VDC	60W	2.50A	163mm	43mm	32mm
HB20032	LPV 100 Standard	constant voltage driver/street	24 VDC	100W	4.20A	190mm	52mm	37mm





INPUT
 $U_N = 220...240\text{ V}\sim$
 $I_N = 210...200\text{ mA}$
 $f_N = 50...60\text{ Hz}$
 $\lambda = 0,97$

VS LIGHTING SOLUTIONS
Electronic converter for LED
Type ECXe 700.148
Ref.-No. 186444
Made in Serbia (Europe)

INPUT
 $U_N = 220...240\text{ V}\sim$
 $I_N = 420...390\text{ mA}$
 $f_N = 50...60\text{ Hz}$
 $\lambda = 0,97$

VS LIGHTING SOLUTIONS
Vossloh-Schwabe Deutschland
Hohe Steinert 8, D-58509 Lüdenscheid
Electronic converter for LED
Type ECXe 700.147
Ref.-No. 186443
Made in Serbia (Europe)

INPUT
 $U_N = 220...240\text{ V}\sim$
 $I_N = 210...200\text{ mA}$
 $f_N = 50...60\text{ Hz}$
 $\lambda = 0,97$

INPUT
 $U_N = 220...240\text{ V}\sim$
 $I_N = 420...390\text{ mA}$
 $f_N = 50...60\text{ Hz}$
 $\lambda = 0,97$

ZASILACZE LED PRĄDOWE / CONSTANT CURRENT LED DRIVERS



Input voltage 220-240 VAC

HOLDBOX



No. Art.	Name	Type	Output voltage	Max. output W	Output current	Length (mm)	Width (mm)	Height (mm)
HB20010	HB-DI 6 Standard	constant current driver/home	8.4-20 VDC	6W	350mA	82mm	43mm	23mm
HB20011	HB-DI 12 Standard	constant current driver/home	8.4-36 VDC	12W	350mA	123mm	45mm	19mm
HB20012	HB-DI 20 Standard	constant current driver/home	18-58 VDC	20W	350mA	123mm	45mm	19mm
HB20013	HB-DI 20 Standard	constant current driver/home	8.4-29 VDC	20W	700mA	123mm	45mm	19mm
HB20014	HB-DI 30 Standard	constant current driver/home	28-43 VDC	30W	700mA	153mm	41mm	32mm
HB20015	HB-DI 50 Standard	constant current driver/home	30-48 VDC	50W	1050mA	180mm	52mm	30mm



Input voltage 220-240 VAC

HOLDBOX



No. Art.	Name	Type	Output voltage	Max. output W	Output current	Length (mm)	Width (mm)	Height (mm)
HB20016	HB-DM 50 Selectable Current	constant current driver/compact	20-120 VDC	50W	350-700mA	94mm	67mm	32mm
HB20017	HB-DM 80 Selectable Current	constant current driver/linear	20-200 VDC	80W	350-700mA	280mm	30mm	21mm



Input voltage 220-240 VAC

VS LIGHTING SOLUTIONS



No. Art.	Name	Type	Output voltage	Max. output W	Output current	Length (mm)	Width (mm)	Height (mm)
186564	ECXd 700.213 Dimmable DALI /Selectable Current (resistor)	constant current driver/linear	60-220 VDC	84W	350/500/700mA	359mm	30mm	21mm
186565	ECXd 700.214 Dimmable DALI /Selectable Current (resistor)	constant current driver/linear	34-120 VDC	42W	350/500/700mA	359mm	30mm	21mm



Input voltage 220-240 VAC

VS LIGHTING SOLUTIONS



No. Art.	Name	Type	Output voltage	Max. output W	Output current	Length (mm)	Width (mm)	Height (mm)
186356	ECXd 2700.089 Dimmable DALI/2Channel	constant current driver/linear	42-100 VDC	2×70W	2×700mA	348mm	40mm	21mm



VS LIGHTING SOLUTIONS

Input voltage 220–240 VAC



No. Art.	Name	Type	Output voltage	Max. output W	Output current	Length (mm)	Width (mm)	Height (mm)
186446	ECXd 700.150 Dimmable DALI/Programmable Current	constant current driver/linear	34–120 VDC	42W	350mA*/500/700	359mm	30mm	21mm
186575	ECXd 700.150 Dimmable DALI/Programmable Current	constant current driver/linear	34–120 VDC	42W	350/500mA*/700	359mm	30mm	21mm
186576	ECXd 700.150 Dimmable DALI/Programmable Current	constant current driver/linear	34–120 VDC	42W	350/500/700mA*	359mm	30mm	21mm
186445	ECXd 700.149 Dimmable DALI/Programmable Current	constant current driver/linear	60–220 VDC	84W	350mA*/500/700	359mm	30mm	21mm
186577	ECXd 700.149 Dimmable DALI/Programmable Current	constant current driver/linear	60–220 VDC	84W	300/500mA*/700	359mm	30mm	21mm
186578	ECXd 700.149 Dimmable DALI/Programmable Current	constant current driver/linear	60–220 VDC	84W	300/500/700mA*	359mm	30mm	21mm

*Ustawienie fabryczne, w przypadku zmiany ustawień patrz str. 108/Factory settings, in case of changed settings see page 108



VS LIGHTING SOLUTIONS

Input voltage 220–240 VAC



No. Art.	Name	Type	Output voltage	Max. output W	Output current	Length (mm)	Width (mm)	Height (mm)
186529	ECXe 700.197 Standard/Selectable Current	constant current driver/linear	17–30/17–30/ 17–30 VDC	15/18/21W	500/600/700mA	230mm	30mm	21mm
186486	ECXe 175.173 Standard/Selectable Current	constant current driver/linear	155–220/130–220/ 110–220 VDC	27.5/33/38.5W	125/150/175mA	359mm	30mm	21mm
186444	ECXe 700.148 Standard/Selectable Current	constant current driver/linear	57–114/40–80/ 28–57 VDC	40/40/40W	350/500/700mA	359mm	30mm	21mm
186487	ECXe 250.174 Standard/Selectable Current	constant current driver/linear	112–220/104–208/ 94–188 VDC	44/47/47W	200/250mA	359mm	30mm	21mm
186488	ECXe 325.175 Standard/Selectable Current	constant current driver/linear	85–170/78–156/ 72–144 VDC	46.8/46.8/46.8W	275/300/325mA	359mm	30mm	21mm
186443	ECXe 700.147 Standard/Selectable Current	constant current driver/linear	120–225/80–170/ 60–120 VDC	79/85/85W	350/500/700mA	359mm	30mm	21mm
186491	ECXe 425.178 Standard/Selectable Current	constant current driver/linear	113–220/105–212/ 100–200 VDC	82.5/84.8/85W	375/400/425mA	359mm	30mm	21mm
186492	ECXe 650.179 Standard/Selectable Current	constant current driver/linear	77–154/71–141/ 65–131 VDC	84.7/84.6/85.1W	550/600/650mA	359mm	30mm	21mm



VS LIGHTING SOLUTIONS

Input voltage 220–240 VAC



No. Art.	Name	Type	Output voltage	Max. output W	Output current	Length (mm)	Width (mm)	Height (mm)
186406	ECXe 2350.123 Standard/2Channel	constant current driver/linear	17–57 VDC	2×20W	2×350mA	359mm	30mm	21mm
186409	ECXe 2700.126 Standard/2Channel	constant current driver/linear	17–57/17–57 VDC	2×28.5/2×40W	2×500mA /2×700mA	425mm	30mm	21mm



SELV

Input voltage 220-240 VAC



VS LIGHTING SOLUTIONS

No. Art.	Name	Type	Output voltage	Max. output W	Output current	Length (mm)	Width (mm)	Height (mm)
186229	ECXe 350.031 Standard	constant current driver/linear	2-40 VDC	15W	350mA	147mm	21mm	18mm
186504	ECXe 500.185 Standard	constant current driver/linear	30-70 VDC	35W	500mA	240mm	30mm	21mm
186414	ECXe 350.129 Standard	constant current driver/linear	80-120 VDC	42W	350mA	280mm	30mm	21mm
186429	ECXe 700.140 Standard	constant current driver/linear	46-86 VDC	60W	700mA	280mm	30mm	21mm



Input voltage 220-240 VAC



VS LIGHTING SOLUTIONS

No. Art.	Name	Type	Output voltage	Max. output W	Output current	Length (mm)	Width (mm)	Height (mm)
186315	ECXe 500.068 Standard	constant current driver/linear	90-215 VDC	107W	500mA	359mm	30mm	21mm



Input voltage 220-240 VAC



VS LIGHTING SOLUTIONS

No. Art.	Name	Type	Output voltage	Max. output W	Output current	Length (mm)	Width (mm)	Height (mm)
186465	ECXd 700.166 Dimmable DALI/Programmable Current	constant current driver/compact	14-34 VDC	24W	350mA*/500/700	104mm	68mm	31mm
186573	ECXd 700.166 Dimmable DALI/Programmable Current	constant current driver/compact	14-34 VDC	24W	350/500mA*/700	104mm	68mm	31mm
186574	ECXd 700.166 Dimmable DALI/Programmable Current	constant current driver/compact	14-34 VDC	24W	350/500/700mA*	104mm	68mm	31mm
186503	ECXd 700.184 Dimmable DALI/Programmable Current	constant current driver/compact	30-53 VDC	37W	350mA*/500/700	124mm	80mm	33mm
186571	ECXd 700.184 Dimmable DALI/Programmable Current	constant current driver/compact	30-53 VDC	37W	350/500mA*/700	124mm	80mm	33mm
186572	ECXd 700.184 Dimmable DALI/Programmable Current	constant current driver/compact	30-53 VDC	37W	350/500/700mA*	124mm	80mm	33mm

*Ustawienie fabryczne, w przypadku zmiany ustawień patrz str. 110/Factory settings, in case of changed settings see page 110



SELV

Input voltage 220-240 VAC



VS LIGHTING SOLUTIONS

No. Art.	Name	Type	Output voltage	Max. output W	Output current	Length (mm)	Width (mm)	Height (mm)
186463	ECXe 500.164 Standard /Selectable Current	constant current driver/compact	17-40/17-40/ 17-40 VDC	10/14/20W	250/350/500mA	104mm	68mm	31mm
186464	ECXe 700.165 Standard /Selectable Current	constant current driver/compact	17-30/17-30/ 17-30 VDC	15/18/31W	500/600/700mA	104mm	68mm	31mm
186531	ECXe 700.199 Standard /Selectable Current	constant current driver/compact	25-57/25-57/ 25-57 VDC	28.5/40/34.2W	500/600/700mA	104mm	68mm	31mm
186532	ECXe 1050.200 Standard /Selectable Current	constant current driver/compact	25-43/25-43/ 25-43 VDC	34.4/39.8/45W	800/925/1050mA	104mm	68mm	31mm



VS LIGHTING SOLUTIONS

Input voltage 220–240 VAC



No. Art.	Name	Type	Output voltage	Max. output W	Output current	Length (mm)	Width (mm)	Height (mm)
186591	ECXe 350.229 Standard	constant current driver/compact	30–43 VDC	15W	350mA	115mm	45mm	25mm
186592	ECXe 500.230 Standard	constant current driver/compact	30–43 VDC	21.5W	500mA	115mm	45mm	25mm
186593	ECXe 700.231 Standard	constant current driver/compact	30–43 VDC	30W	700mA	103mm	67mm	30mm
186594	ECXe 700.232 Standard	constant current driver/compact	40–55 VDC	38.5W	700mA	103mm	67mm	30mm
186669	ECXe 900.253 Standard	constant current driver/compact	30–43 VDC	38,7W	900mA	103mm	67mm	30mm
186595	ECXe 900.233 Standard	constant current driver/compact	30–43 VDC	45W	1050mA	103mm	67mm	30mm



VS LIGHTING SOLUTIONS

Input voltage 220–240 VAC



No. Art.	Name	Type	Output voltage	Max. output W	Output current	Length (mm)	Width (mm)	Height (mm)
186519	ECXe 350.192 Standard	constant current driver/home	2–24 VDC	8.75W	350mA	65mm	31mm	22mm
186424	ECXe 350.009 Standard	constant current driver/home	2–32 VDC	11W	350mA	128mm	37mm	28mm
186425	ECXe 500.010 Standard	constant current driver/home	2–32 VDC	16W	500mA	128mm	37mm	28mm
186426	ECXe 700.011 Standard	constant current driver/home	2–25 VDC	17W	700mA	128mm	37mm	28mm



VS LIGHTING SOLUTIONS

Input voltage 220–240 VAC



No. Art.	Name	Type	Output voltage	Max. output W	Output current	Length (mm)	Width (mm)	Height (mm)
186447	ECXd 150.151 Dimmable	constant current driver/home	27–41 VDC	6W	150mA	123mm	45mm	19mm
186448	ECXd 500.152 Dimmable	constant current driver/home	13–20 VDC	10W	500mA	123mm	45mm	19mm
186449	ECXd 250.153 Dimmable	constant current driver/home	27–48 VDC	12W	250mA	123mm	45mm	19mm
186415	ECXd 350.130 Dimmable	constant current driver/home	32–52 VDC	18W	350mA	153mm	42mm	32mm
186450	ECXd 700.134 Dimmable	constant current driver/home	16–26 VDC	18W	700mA	153mm	42mm	32mm
186416	ECXd 700.131 Dimmable	constant current driver/home	22–36 VDC	25W	700mA	153mm	42mm	32mm
186451	ECXd 700.155 Dimmable	constant current driver/home	32–52 VDC	36W	700mA	153mm	42mm	32mm



VS LIGHTING SOLUTIONS

Input voltage 220–240 VAC



No. Art.	Name	Type	Output voltage	Max. output W	Output current	Length (mm)	Width (mm)	Height (mm)
186341	ECXe 350.078 Standard	constant current driver/home	8.4–36 VDC	12.6W	350mA	123mm	45mm	19mm
186349	ECXe 500.082 Standard	constant current driver/home	8–30 VDC	15W	500mA	123mm	45mm	19mm
186431	ECXe 350.142 Standard	constant current driver/home	16–57 VDC	20W	350mA	123mm	45mm	19mm
186350	ECXe 700.083 Standard	constant current driver/home	8–29 VDC	20.3W	700mA	123mm	45mm	19mm
186353	ECXe 700.086 Standard	constant current driver/home	22–36 VDC	25.2W	700mA	166mm	52mm	24mm




Input voltage 220–240 VAC



VS LIGHTING SOLUTIONS

No. Art.	Name	Type	Output voltage	Max. output W	Output current	Length (mm)	Width (mm)	Height (mm)
186452	ECXe 700.156 Standard	constant current driver/street	35–72 VDC	50W	700mA	186mm	50mm	41mm
186453	ECXe 1050.157 Standard	constant current driver/street	35–72 VDC	75W	1050mA	186mm	50mm	41mm
186454	ECXe 1400.158 Standard	constant current driver/street	30–72 VDC	100W	1400mA	216mm	69mm	47mm
186455	ECXe 1700.159 Standard	constant current driver/street	30–72 VDC	125W	1700mA	216mm	69mm	47mm
186456	ECXe 2100.160 Standard	constant current driver/street	45–72 VDC	150W	2100mA	206mm	69mm	37mm



Input voltage 220–240 VAC



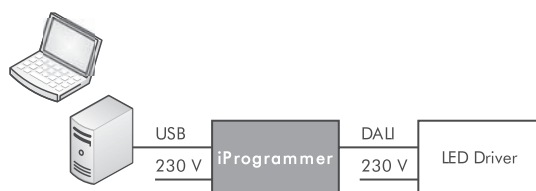
VS LIGHTING SOLUTIONS

No. Art.	Name	Power W	Connection to PC/Laptop	Funcions	Length (mm)	Width (mm)	Height (mm)
186428	iProgrammer	5W	USB 2.0	Configuring 3C LED drivers	124mm	80mm	33mm

iProgrammer jest niezależnym urządzeniem do konfiguracji LED driverów VS za pomocą interfejsu w systemie DALI.

Umożliwia konfigurowanie parametrów wyjściowych między innymi:

- prądu, napięcia
- cyklu włącz/wyłącz/rozjaśnij/ściemnij
- interwałów czasowych w zależności od funkcji drivera.



iProgrammer is independent device for interface adjustment of VS LED drivers in DALI system. It allows to adjust output parameters such as:

- Current, voltage
- Switch on/off/lighten/dim cycles
- Time intervals depending on driver's function


More information about the product on www.vossloh-schwabe.com

Więcej informacji na temat produktu
– www.vossloh-schwabe.com




Oferujemy w ciągłej sprzedaży komponenty oświetleniowe: Vossloh-Schwabe, Electronicon, Steab, Holdbox. Constantly we have in our offer lighting components of: Vossloh-Schwabe, Electronicon, Steab, Holdbox.

Oprawki świetłówkowe, akcesoria: uchwyty, przepusty przewodów / Lampholders, accessories: holders, culverts, cabs clamps



Stateczniki elektroniczne do świetlówek / Electronic ballasts for fluorescent lamps



Stateczniki magnetyczne do świetlówek / Magnetic ballasts for fluorescent lamps



G5 (T5)



G13 (T8)



G10q (T9)



G23, G24d



2G7, 3G11, G24q



GR8, GR10q

Świetłówki fluorescencyjne, startery / Fluorescent lamps, starters



G5 Ø16mm



G13 Ø26mm



G10q Ø26mm



G23, G24d



2G7, 2G11, G24q



STARTERY

Oprawki żarówkowe, halogenowe do lamp wyładowczych / Lampholders for incandescent bulbs, halogens, discharge lamps



E14



E27



GU10



G9, G12



B15d



GX8.5, GX10



E27, E40



G12, RX 7s

Stateczniki elektroniczne i magnetyczne do lamp wyładowczych oraz osprzęt / Electronic and magnetic ballasts for discharge lamps and accessories



SODOWE, MET-HAL



SODOWE, MET-HAL



RTĘCIOWE

UKŁADY
ZAPŁONOWE

KONDENSATORY

Lampy wyładowcze / Discharge lamps



SODOWE



MET-HAL



RTĘCIOWE

Więcej informacji można znaleźć na www.holdbox.eu / More information on www.holdbox.eu

SPIS TREŚCI / TABLE OF CONTENTS

LAMPY WISZĄCE / PENDANT LAMPS 4

BALLABIO GU10/ES111	5
MILANO 30/7,5W	6
MILANO 60/7,5W	6
PALERMO 7,5W	7
MODENA 9W	8
PULSANO PENDANT 37W	9
PARMA E27	10
MONZA E27	11
BARI 17 GU10	12
BARI 30 GU10	13
LUGO E27	14

LAMPY ŚCIENNE / WALL LAMPS 15

BALLABIO WALL GU10/ES111	16
BARI UP/DOWN GU10	17
RODI MOON 6W	18
RODI MOON 8W	18
JESI SUN 6W	19
JESI SUN 8W	19
ALBA WALL 5W	20
TODI WALL 7,5W	21
MILANO CEILING 7,5W	22
MILANO BED SIDE 5W	22

LAMPY NATYNKOWE / SURFACE MOUNTED CEILING LAMPS 23

BARI 13 GU10 CEILING	24
BARI 30 GU10 CEILING	24
BARI I CEILING GU10	25
BARI II CEILING GU10	25
VASTO CEILING GU10	26
VASTO CEILING I GU10	27
VASTO CEILING II GU10	27
RULLIO R-GU10/MR16	28
CUBE S-GU10/MR16	28
PULSANO CEILING 26W	29
PULSANO CEILING 37W	29
ATHOS NT6060 40W	30
ATHOS NT30120 40W	30
SKIATHOS NT-C-12W	31
SKIATHOS NT-C-18W	31
SKIATHOS NT-S-12W	31
SKIATHOS NT-S-18W	31
SERRES C-15W	32
SERRES C-36W	32
SERRES S-15W	32
SERRES S-24W	32
METEORA C-12W	33
SERRES C-15W/MW SENSOR	33
METEORA C-24W	33

APTA SMD IP65	34
APTA IP65	34
KOS T8	35

LAMPY DO WBUDOWANIA / BUILT-IN CEILING LAMPS 37

PRIME CLEAR 15W	38
PRIME FROST 15W	38
PRIME CLEAR 20W	39
PRIME CLEAR 30W	39
PRIME FROST 20W	39
PRIME FROST 30W	39
SIENA I ES111	40
SIENA II ES111	40
ANGOLO SQ-ES111	41
TONDO RO-ES111	41
ANGOLO S-MR16	42
TONDO R-MR16	42
FLAT 30W STANDARD	43
FLAT 33W UGR19	43
ATHOS 6060 40W	44
ATHOS 30120 40W	44
SKIATHOS C-12W	45
SKIATHOS S-12W	45
SKIATHOS C-18W	46
SKIATHOS S-18W	46
SKIATHOS C-24W	47
SKIATHOS S-24W	47
SANA IP44/10W	48
PUNTO TFR-4W*	48

LAMPY SPECJALNE / SPECIAL LIGHTING 49

VOLOS SHORT	50
VOLOS STANDARD	50
VOLOS CEILING	51
VOLOS WALL	51
LARISA STANDARD	53
LARISA CEILING	53
LARISA PENDANT	54
LARISA PENDANT U	54
SKIONI HALL IP65	55

ŻARÓWKI LED / LED BULBS 57

ŻARÓWKI LED E-14/E-27/GU10/ES111	58
----------------------------------	----

ŚWIETŁÓWKI LED T8 / LED TUBES T8 59

ŚWIETŁÓWKI LED T8 220-240 VAC - UNIWERSALNE	60
ŚWIETŁÓWKI LED T8 220-240 VAC - SPECJALNE	61
ŚWIETŁÓWKI LED T8 220-240 VAC - SPECJALNE	63

ŚWIETŁÓWKI LED T5 / LED TUBES T5	65
ŚWIETŁÓWKI LED T5 12 VDC - UNIWERSALNE	66
ŚWIETŁÓWKI LED T5 12 VDC - SPECJALNE	67
ŚWIETŁÓWKI LED T5 12 VDC - SPECJALNE	68
ŚWIETŁÓWKI LED T5 12V - AKWARYSTYKA	69

LUGA SHOP COB	71
LUGA SHOP GEN. 6	72
LUGA SHOP FOOD GEN. 6	73

SMD LINE / SMD KIT	75
LISTWA LED SMD LINE	76
LISTWA LED SMD KIT HB	77

ELASTYCZNE TAŚMY LED / FLEXIBLE LED STRIPES	79
--	-----------

PROFILE LED / LED PROFILES	85
RING	86
PICO	86
CINEMA-N	87
CINEMA-P	87
MINI LINE-N	88
MINI LINE-P	88
SPECIAL	88
FLUO-N	89
FLUO-P	89
DECOR	90
DECOR-C	90
MICRO	90
STANDARD	91
CORNER	91
DUO	91
MINICLASSIC	92
NEWCLASSIC	92
INTERIOR	92
MICROFLEX	93
PRINCE	93
ULM	93
SHELF	94

STEROWANIE LED / LED LIGHT CONTROL	95
---	-----------



















































ZASILACZE LED NAPIĘCIOWE / CONSTANT VOLTAGE LED DRIVERS	99
--	-----------

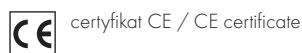
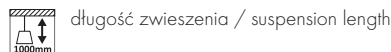
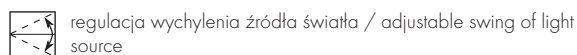
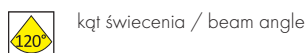
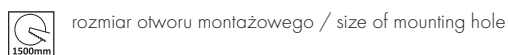
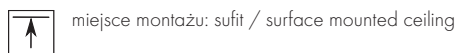
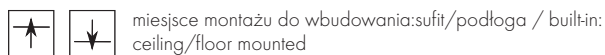
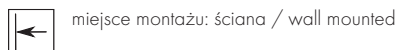
ZASILACZE LED PRĄDOWE / CONSTANT CURRENT LED DRIVERS	103
---	------------

KOMPONENTY / COMPONENTS	109
--------------------------------	------------

LEGENDA / LEGEND	113
-------------------------	------------

LEGENDA / LEGEND

	klasa ochrony I / protection class I		działający na ruch drzwi / working on door movement
	klasa ochrony II / protection class II		działający na dotyk dłoni / working on the touch of the hand
	klasa ochrony III / protection class III		czujnik mikrofalowy / microwave sensor
	stopień ochrony IP... / IP... protection		czujnik podczerwieni PIR / PIR sensor
	zastosowanie do wewnątrz / indoor application		WiFi
	zastosowanie na zewnątrz / outdoor application		współpracuje z android / work with android
	odpowiednie do schodów / suitable for the stairs		współpracuje z apple iOS / work with apple iOS
	moc źródła światła / power of light source		ochrona obwodu niskiego napięcia / selv (safety extra low voltage)
	zawiera zintegrowane źródło LED / integrated LED light source inside		montaż na powierzchni o nieznannej palności / suitable for mounting and fitting in furnitures, made of materials whose properties, especially the flammability, are unknown
	źródło LED COB / LED COB		dane fotometryczne / IES photometric data
	źródło LED SMD / LED SMD		współczynnik mocy / power factor
	strumień świetlny / luminous flux		współczynnik ośnienia / glare factor
	współczynnik oddawania barw / colour rendering index		natężenie promieni fotosyntezy / intensity of photosynthesis radiation
	barwa światła / colour temperature		zawiera zasilacz / driver included
	barwa światła 3000K lub 6000K / colour temperature 3000K or 6000K		nie zawiera zasilacza / driver excluded
	barwa światła w zakresie 3000K-6000K / light colour in 3000K-6000K range		zawiera zasilacz VS / VS driver included
	żywość źródła / lifespan		odporność na uderzenia IK... / impact proof IK...
	ściemnialne w zakresie 0-100% / 0-100% dimmable		gniazdo źródła światła / lampholder
	sterowane za pomocą sygnału 1-10V / Control by 1-10V signal		
	nieściemnialne / not dimmable		
	możliwość sterowania dali / dali dimmable (digital addressable lighting interface)		
	możliwość sterowania push / push dimmable		
	działający na ruch dłoni / working on hand waving		
			rgb
			dostępne kolory świecenia: czerwony, zielony, niebieski, żółty / available colours of light: red, green, blue, yellow
			do zastosowań specjalnych / for special application
			kierunek świecenia / direction of light



Z uwagi na proces druku zawarte w katalogu kolory produktów mają charakter poglądowy i mogą się różnić od rzeczywistych. Mimo dołożenia wszelkich starań podczas projektowania katalogu nie ponosimy odpowiedzialności za ewentualne błędy powstałe z druku. Pełne wyjaśnienia ikon graficznych znajdują się w legendzie katalogu. Zastrzegamy sobie prawo do możliwości dokonywania zmian produktowych w okresie obowiązywania publikacji katalogu. Wszystkie nasze produkty posiadają stosowne deklaracje i dopuszczenia do obrotu zgodnie z obowiązującymi dyrektywami UE.

Due to the printing limitations the colours of products shown in the Catalogue have illustrative nature and may vary from the reality. Despite all efforts made during designing this Catalogue, we are not responsible for any mistakes or errors caused by printing. Full explanation of graphic icons inside the Catalogue. We reserve the right to make any product modifications during the period of publication of this Catalogue. All our products have required certifications and marketing admissions according to applicable EU directives.

Wszystkie zdjęcia zawarte w katalogu są własnością firmy Holdbox i są chronione prawami autorskimi. Zabrania się kopiowania, powielania bez pisemnej zgody firmy Holdbox. Naruszenie praw autorskich będzie dochodzone sędownie.

All pictures in this Catalogue are owned by Holdbox and are copyrighted. Copy or reproduce without the written permission from Holdbox prohibited. Copyright infringement will be prosecuted.



**Centrala / Headquarter
HOLDBOX**

96-321 Żabia Wola
Bieniewiec, ul. Katowicka 11

Tel. +48 22 490 91 13..18
e-mail: biuro@holdbox.eu
www.holdbox.eu



**Biuro handlowe / Sales office
Czech Republic, Slovakia**

686 03 Staré Město
Brněnská 2177

Tel. +420 774 433 466
e-mail: petrv@componenty.cz



**Biuro handlowe / Sales office
Hungary**

1047 Budapest
Foti 56

Tel.: +36 307 405 571
e-mail: laszloc@vilkomponensek.hu